

# NASSAU COUNTY

## District 2 Community Traffic Safety Program



### 2017 Commercial Motor Vehicle Crash Data Summary

165 Crashes • 1 Fatal • 6 Incapacitating • 15 Non-Incapacitating • 17 Possible Injury • 126 PDO\*

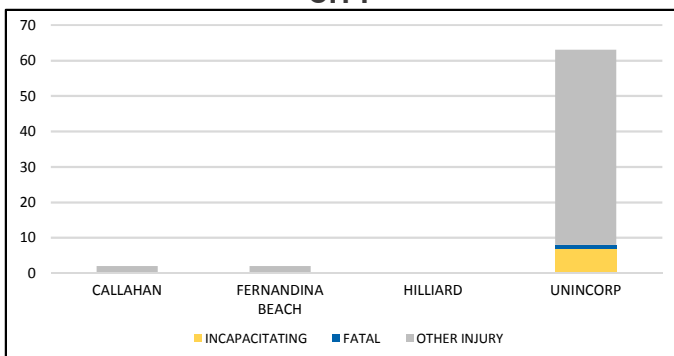
**TOTAL  
CRASHES**

Note: Crash severity is determined from the highest injury type in the crash (i.e. if a crash had both a fatal and a serious it is determined to be a fatal crash).  
\*PDO - Property Damage Only

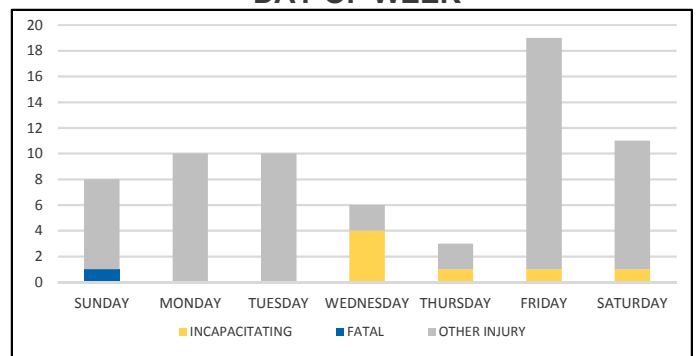
**PEOPLE KILLED  
OR INJURED**

1 Fatality • 7 Incapacitating Injuries • 59 Other Injuries

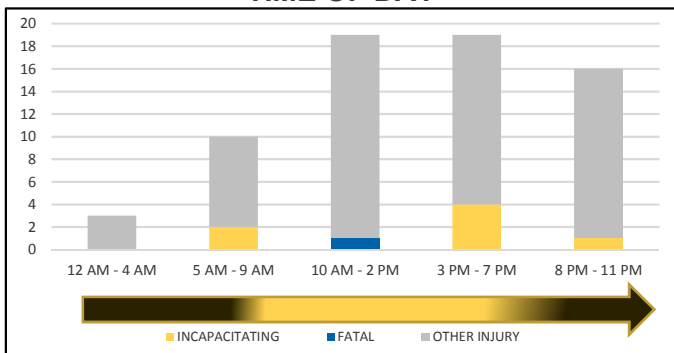
**CITY**



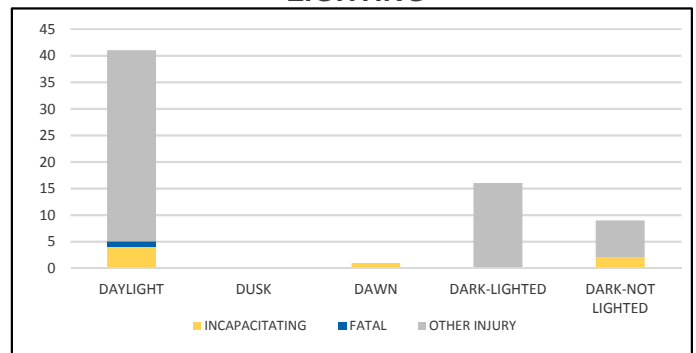
**DAY OF WEEK**



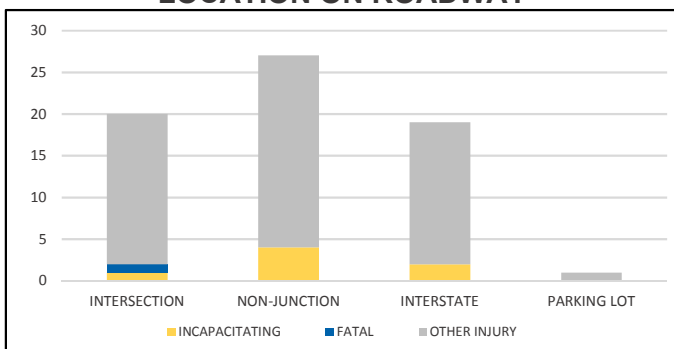
**TIME OF DAY**



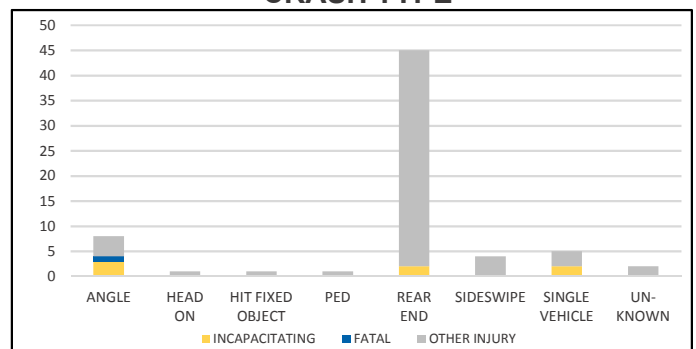
**LIGHTING**



**LOCATION ON ROADWAY**



**CRASH TYPE**



NOTE: Incapacitating/Fatal/Other Injury in graphs indicates persons not crashes.

SOURCE: 2017 CARS data (unofficial at time of report)

DATE GENERATED: 7/12/2018