

# NASSAU COUNTY

## District 2 Community Traffic Safety Program



### 2017 Bicycle Crash Data Summary

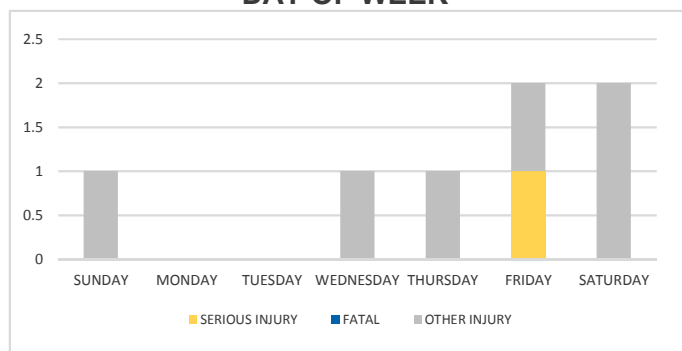
**8 Crashes • 0 Fatal • 1 Serious Injury • 3 Non-Incapacitating • 3 Possible Injury • 1 PDO\*** **TOTAL CRASHES**

Note: Crash severity is determined from the highest injury type in the crash (i.e. if a crash had both a fatal and a serious it is determined to be a fatal crash).

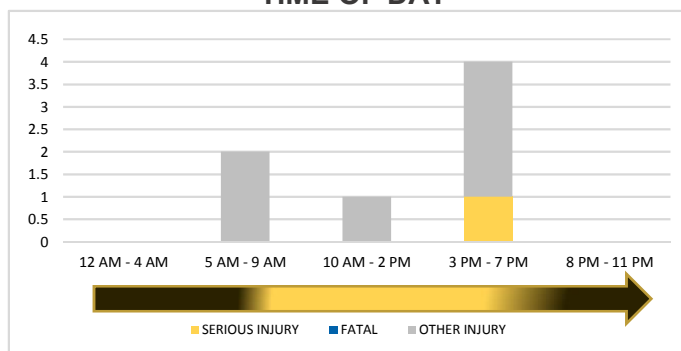
\*PDO - Property Damage Only

**PEOPLE INJURED** **0 Fatalities • 1 Serious Injuries • 6 Other Injuries**

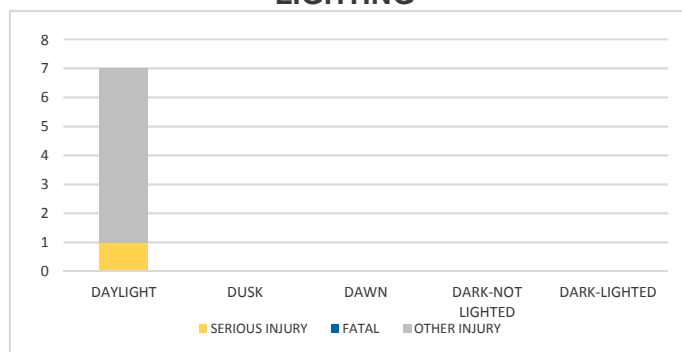
**DAY OF WEEK**



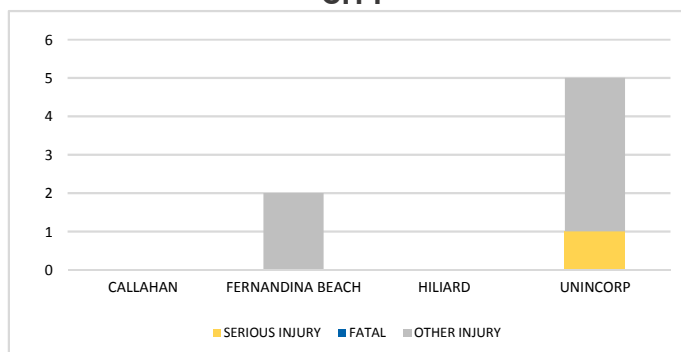
**TIME OF DAY**



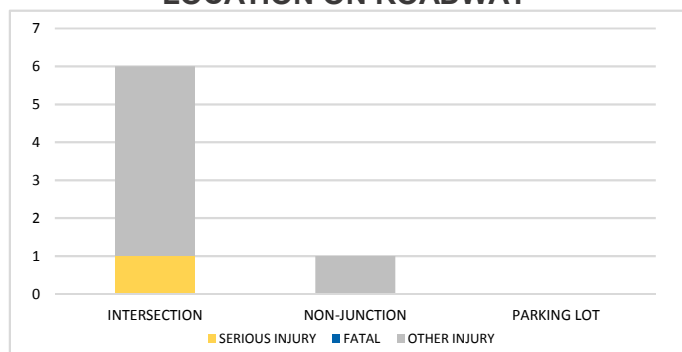
**LIGHTING**



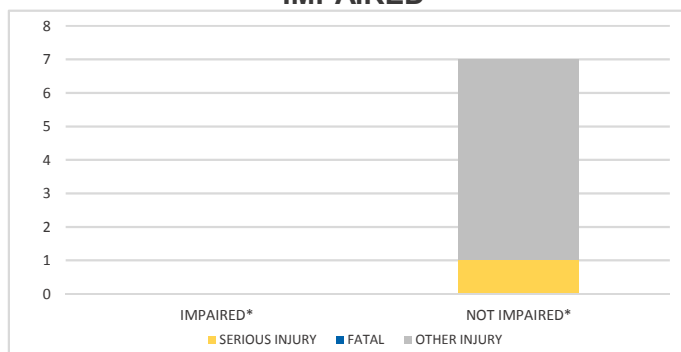
**CITY**



**LOCATION ON ROADWAY**



**IMPAIRED**



\*Involving alcohol and/or drugs by bicyclist and/or driver.

NOTES:  
 Serious/Fatal/Other Injury in graphs indicates persons injured not crashes.  
 SOURCE: 2017 CARS data (unofficial at time of report)

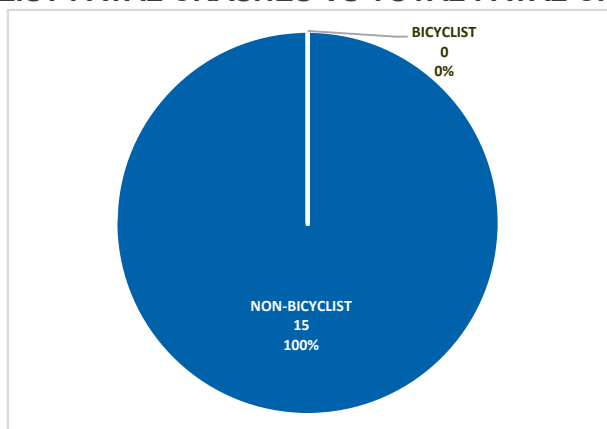
# NASSAU COUNTY

## District 2 Community Traffic Safety Program

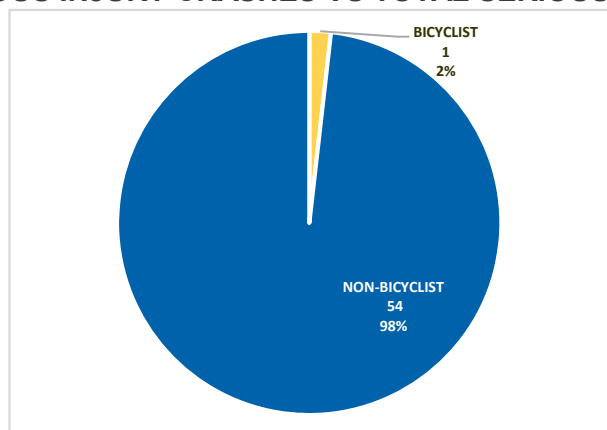


### 2017 Bicycle Crash Data Summary

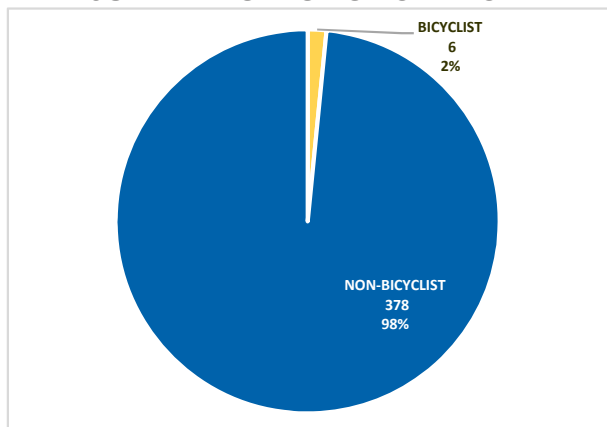
**BICYCLIST FATAL CRASHES VS TOTAL FATAL CRASHES**



**BICYCLIST SERIOUS INJURY CRASHES VS TOTAL SERIOUS INJURY CRASHES**



**BICYCLIST OTHER INJURY CRASHES VS TOTAL OTHER INJURY CRASHES**



NOTES:  
Serious/Fatal/Other Injury in pie charts indicates crashes not persons injured.  
SOURCE: 2017 CARS data (unofficial at time of report)