

NASSAU COUNTY

District 2 Community Traffic Safety Program



2017 Aging Road User Crash Data Summary

Crashes are those in which the at-fault road user was 65 years of age or older.

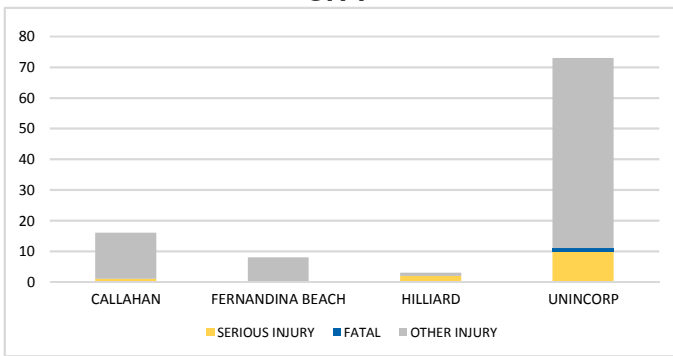
137 Crashes • 1 Fatal • 10 Serious Injury • 26 Non-Incapacitating • 29 Possible Injury • 71 PDO* **TOTAL CRASHES**

Note: Crash severity is determined from the highest injury type in the crash (i.e. if a crash had both a fatal and a serious it is determined to be a fatal crash).

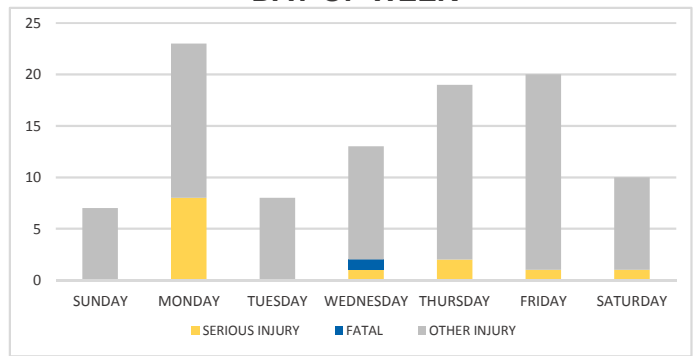
*PDO - Property Damage Only

PEOPLE INJURED **1 Fatalities • 13 Serious Injuries • 86 Other Injuries**

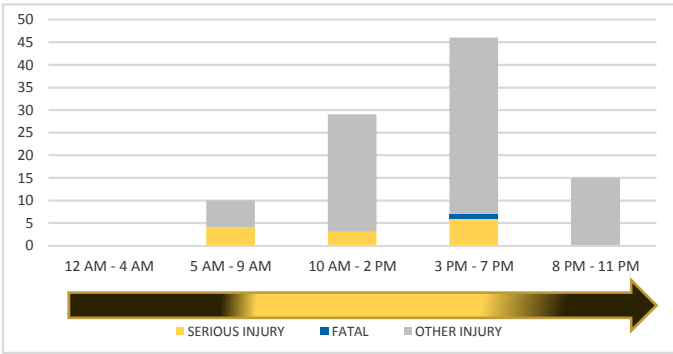
CITY



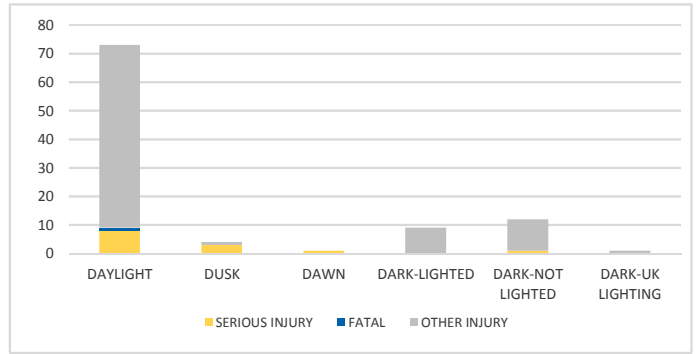
DAY OF WEEK



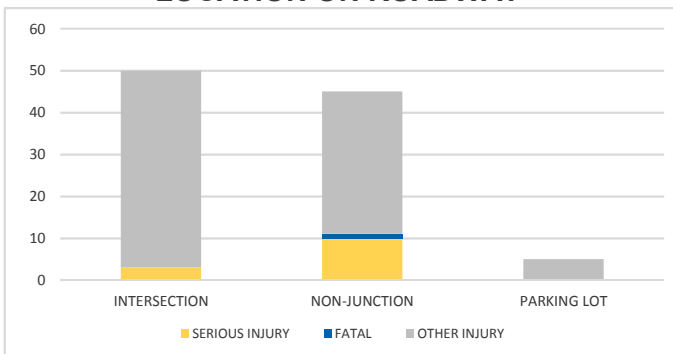
TIME OF DAY



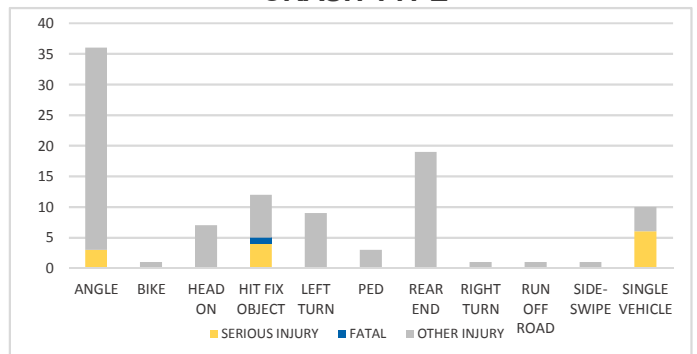
LIGHTING



LOCATION ON ROADWAY



CRASH TYPE



NOTES:

Serious/Fatal/Other Injury in graphs indicates persons not crashes.

Crashes were manually reviewed to confirm at-fault.

SOURCES: 2017 CARS data (unofficial at time of report)