

NASSAU COUNTY

District 2 Community Traffic Safety Program



2017 Aggressive Crash Data Summary

Note: This report uses Central Office methodology to categorize a crash as 'Speeding and Aggressive Driving'.

56 Crashes • 0 Fatal • 0 Serious Injury • 19 Non-Incapacitating • 8 Possible Injury • 29 PDO*

**TOTAL
CRASHES**

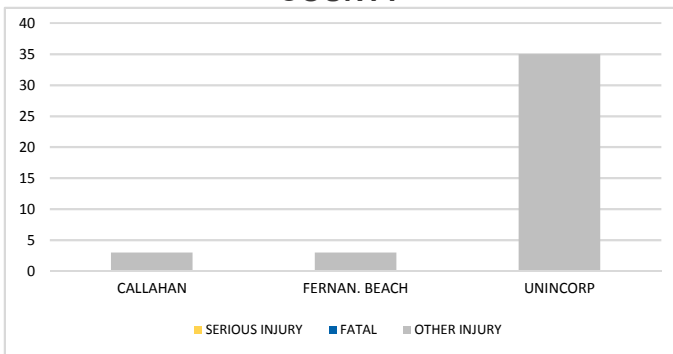
Note: Crash severity is determined from the highest injury type in the crash (i.e. if a crash had both a fatal and a serious it is determined to be a fatal crash).

*PDO - Property Damage Only

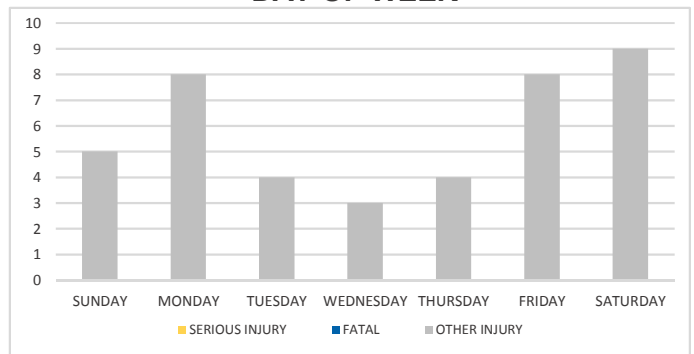
**PEOPLE
INJURED**

0 Fatalities • 0 Serious Injuries • 41 Other Injuries

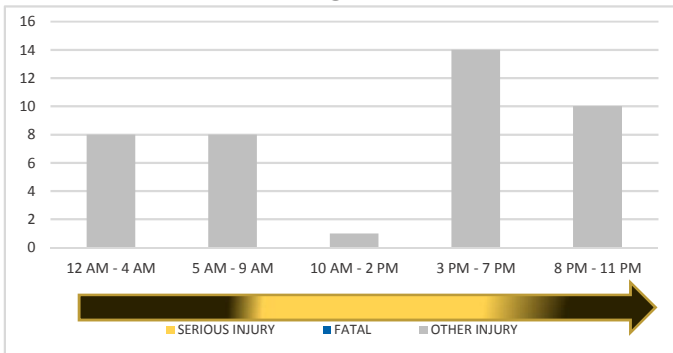
COUNTY



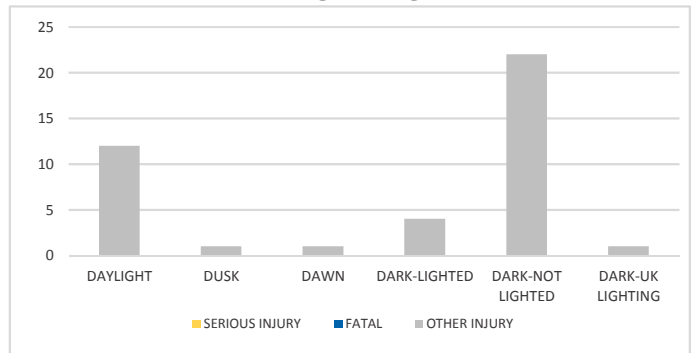
DAY OF WEEK



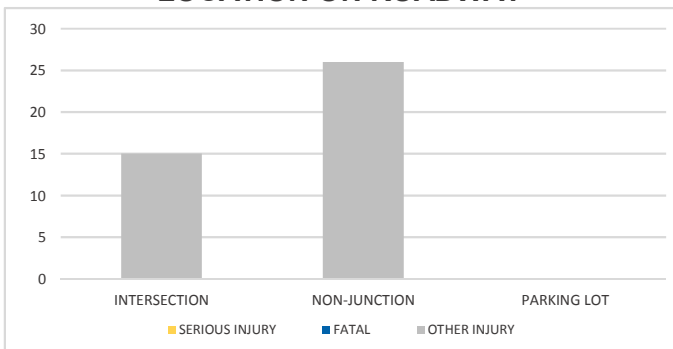
TIME OF DAY



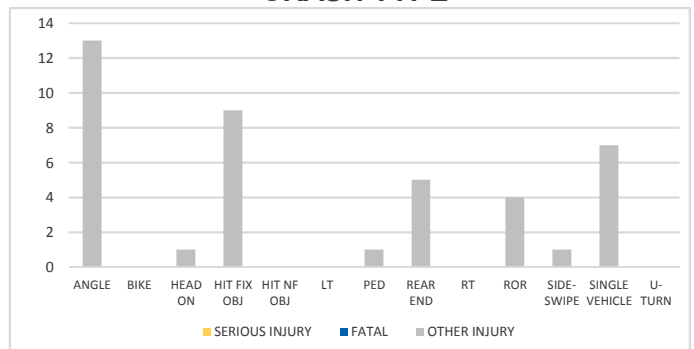
LIGHTING



LOCATION ON ROADWAY



CRASH TYPE



NOTES:

Serious/Fatal/Other Injury in graphs indicates persons not crashes.

SOURCES: 2017 CARS data (unofficial at time of report)