

MADISON COUNTY

District 2 Community Traffic Safety Program



2017 Work Zone Crash Data Summary

3 Crashes • 0 Fatal • 0 Incapacitating • 1 Non-Incapacitating • 0 Possible Injury • 2 PDO*

TOTAL
CRASHES

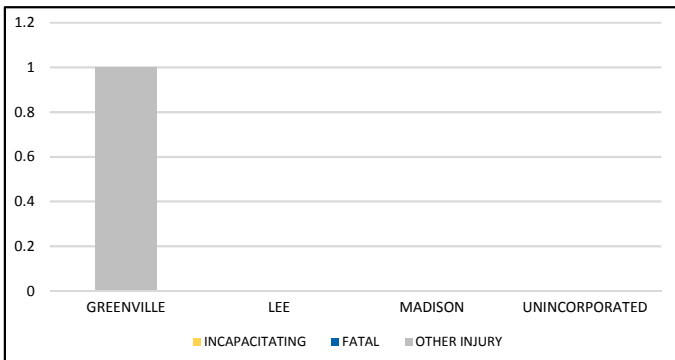
Note: Crash severity is determined from the highest injury type in the crash (i.e. if a crash had both a fatal and an incapacitating, it is determined to be a fatal crash).

*PDO - Property Damage Only

PEOPLE KILLED
OR INJURED

0 Fatalities • 0 Incapacitating Injuries • 1 Other Injuries

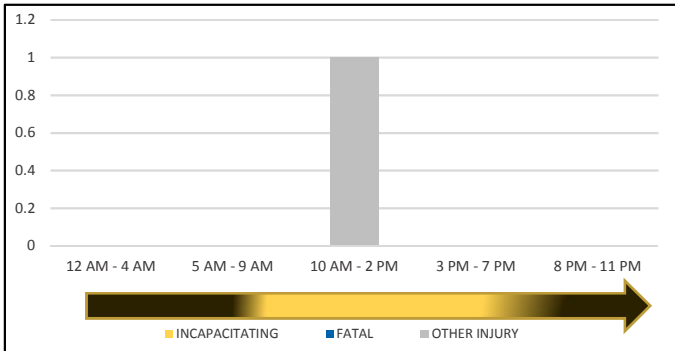
CITY



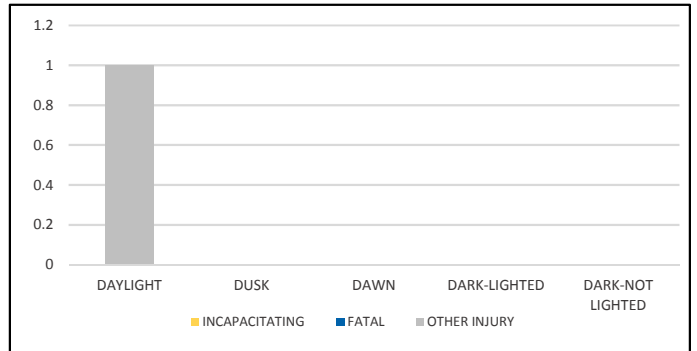
COMMERCIAL MOTOR VEHICLE (CMV) CRASHES VS TOTAL CRASHES

	CMV	ALL	% CMV
FATAL	0	0	0%
INCAPACITATING	0	0	0%
NON-INCAPACITATING	0	1	0%
POSSIBLE	0	0	0%
PROPERTY DAMAGE	1	2	50%
TOTAL	1	3	33%

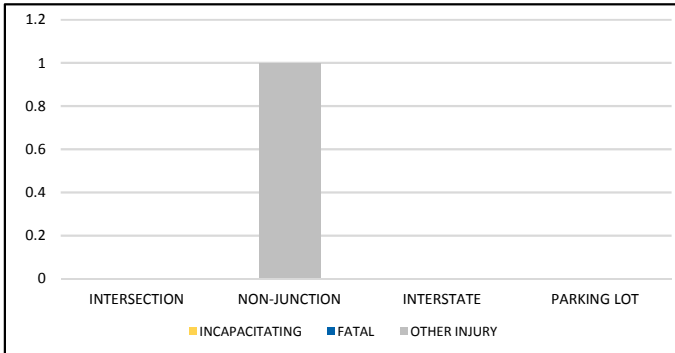
TIME OF DAY



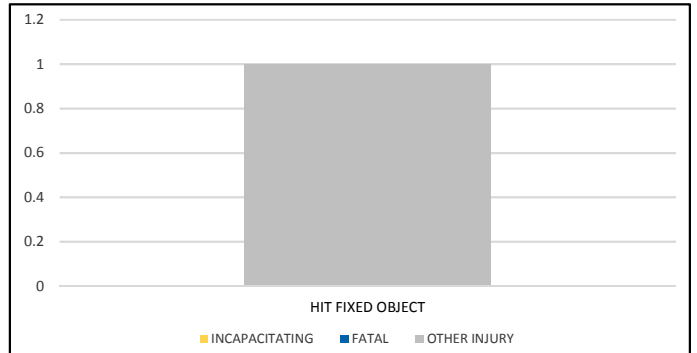
LIGHTING



LOCATION ON ROADWAY



CRASH TYPE



NOTE: Incapacitating/Fatal/Other Injury in graphs indicates persons not crashes.

SOURCE: 2017 CARS data (unofficial at time of report)

DATE GENERATED: 7/25/2018