

# LEVY COUNTY

## District 2 Community Traffic Safety Program



### 2017 Pedestrian Crash Data Summary

13 Crashes • 2 Fatal • 2 Serious Injury • 2 Non-Incapacitating • 3 Possible Injury • 4 PDO\*

TOTAL  
CRASHES

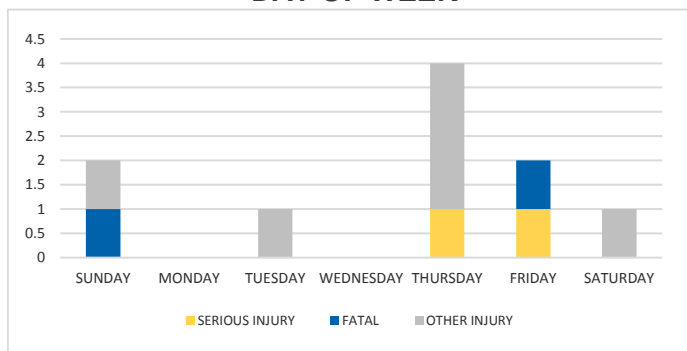
Note: Crash severity is determined from the highest injury type in the crash (i.e. if a crash had both a fatal and a serious it is determined to be a fatal crash).

\*PDO - Property Damage Only

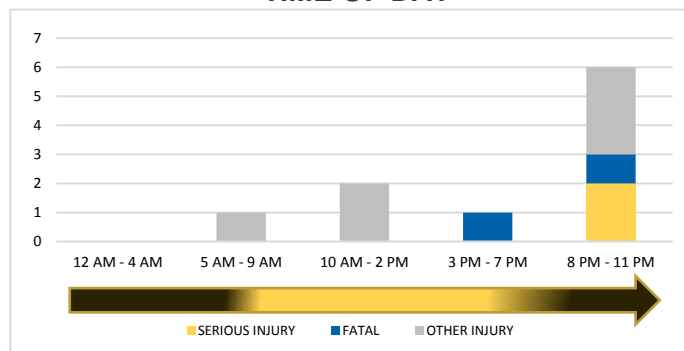
PEOPLE  
INJURED

2 Fatalities • 2 Serious Injuries • 6 Other Injuries

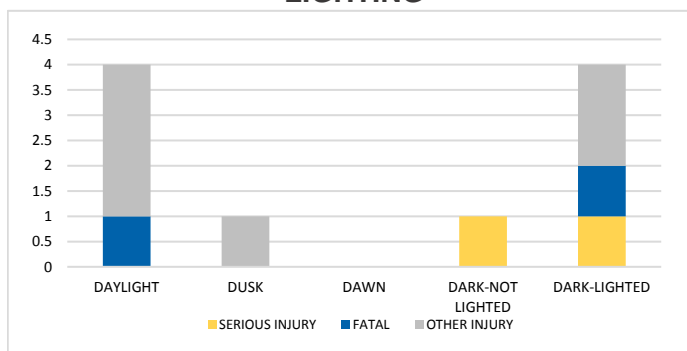
DAY OF WEEK



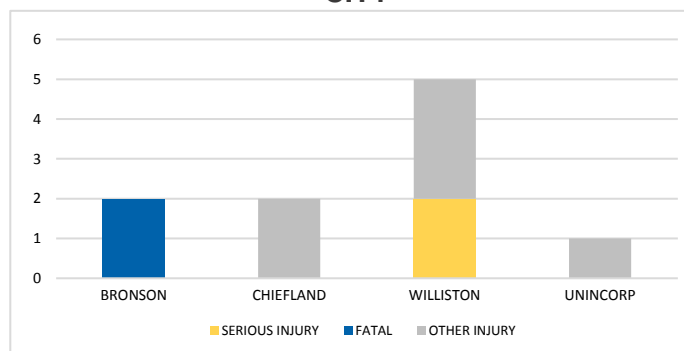
TIME OF DAY



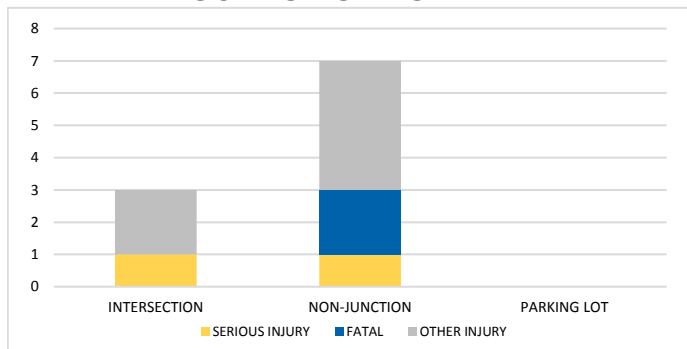
LIGHTING



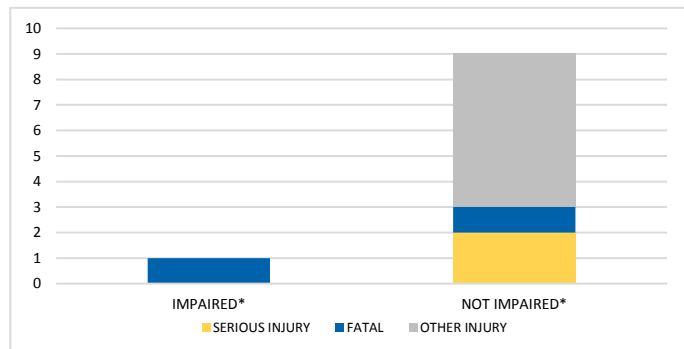
CITY



LOCATION ON ROADWAY



IMPAIRED



\*Involving alcohol and/or drugs by pedestrian and/or driver.

NOTES:  
Serious/Fatal/Other Injury in graphs indicates persons injured not crashes.  
SOURCE: 2017 CARS data (unofficial at time of report)

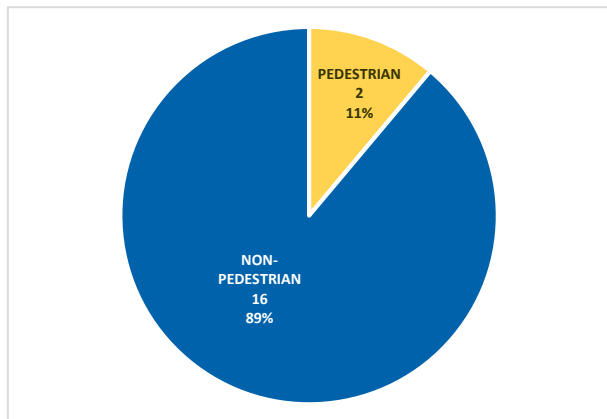
# LEVY COUNTY

## District 2 Community Traffic Safety Program

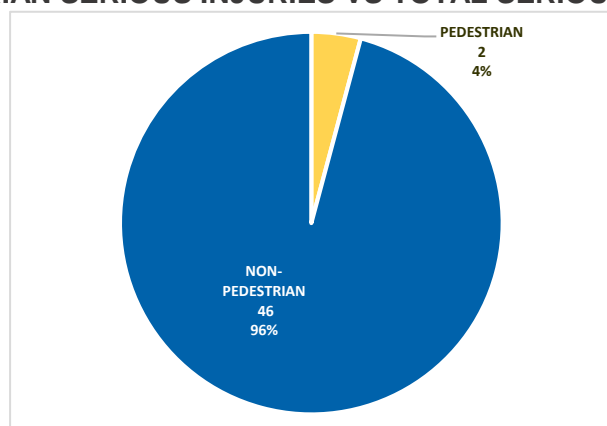


# 2017 Pedestrian Crash Data Summary

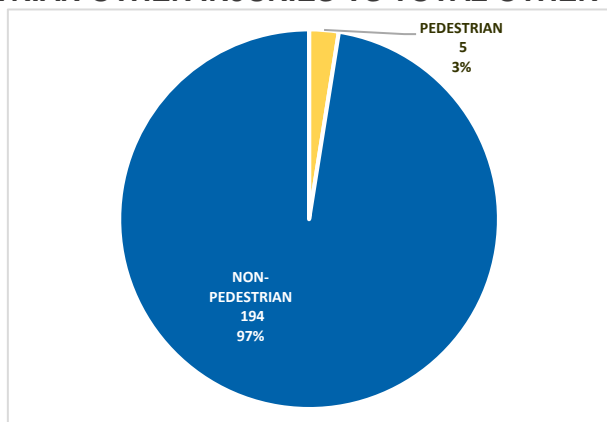
### PEDESTRIAN FATALITIES VS TOTAL FATALITIES



### PEDESTRIAN SERIOUS INJURIES VS TOTAL SERIOUS INJURIES



### PEDESTRIAN OTHER INJURIES VS TOTAL OTHER INJURIES



**NOTES:**  
Serious/Fatal/Other Injury in graphs indicates crashes not persons injured.  
SOURCE: 2017 CARS data (unofficial at time of report)