

# LEVY COUNTY

## District 2 Community Traffic Safety Program



### 2017 Occupant Protection (No Restraint) Crash Data Summary

53 Crashes • 8 Fatal • 11 Incapacitating • 12 Non-Incapacitating • 5 Possible Injury • 17 PDO\*

**TOTAL  
CRASHES**

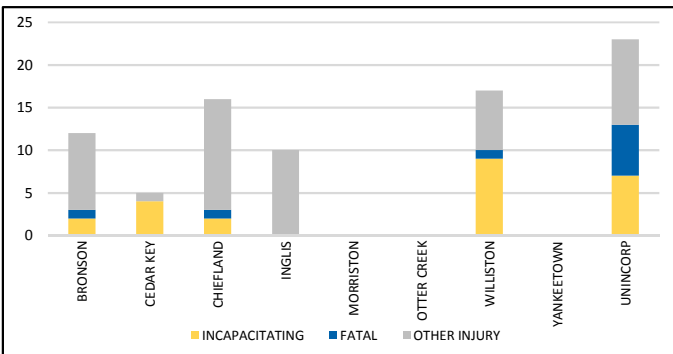
Note: Crash severity is determined from the highest injury type in the crash (i.e. if a crash had both a fatal and an incapacitating, it is determined to be a fatal crash).

\*PDO - Property Damage Only

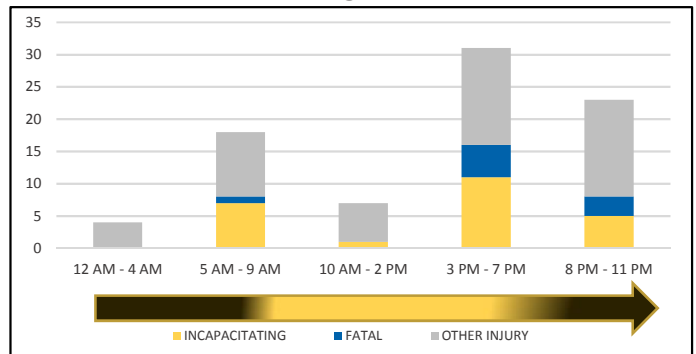
**PEOPLE KILLED  
OR INJURED**

9 Fatalities • 24 Incapacitating Injuries • 50 Other Injuries

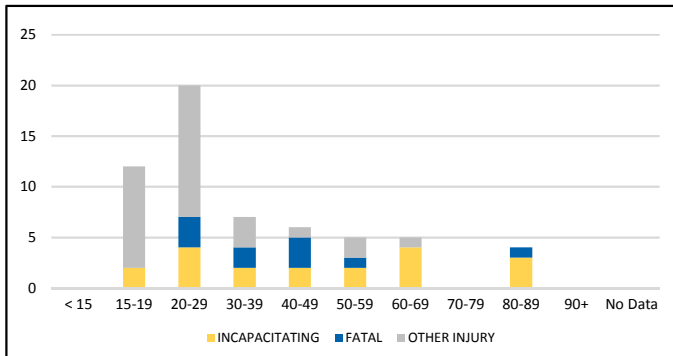
**CITY**



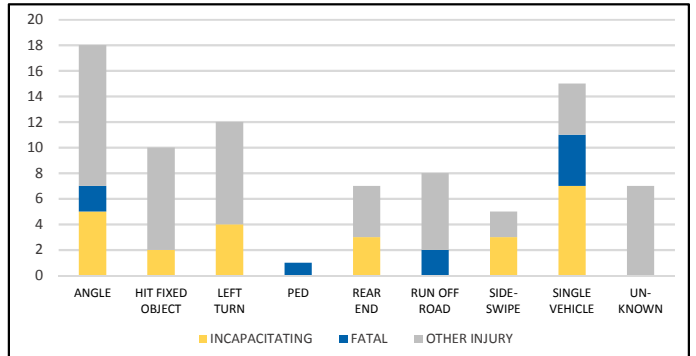
**TIME OF DAY**



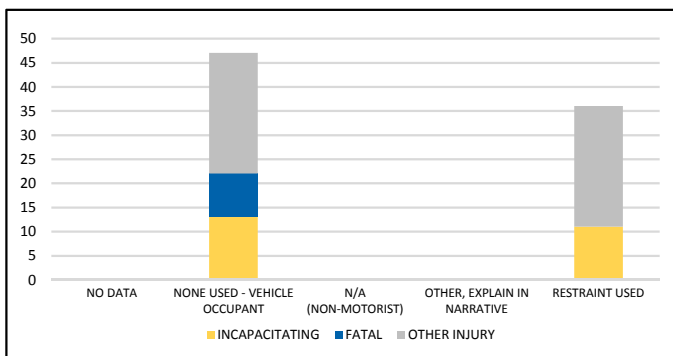
**DRIVER 1 AND 2 AGE - NO RESTRAINT ONLY**



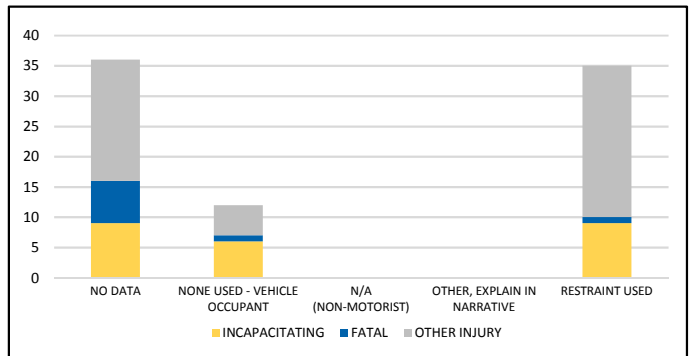
**CRASH TYPE**



**DRIVER 1 RESTRAINT**



**DRIVER 2 RESTRAINT**



NOTE: Incapacitating/Fatal/Other Injury in graphs indicates persons not crashes.

SOURCE: 2017 CARS data (unofficial at time of report)

DATE GENERATED: 8/28/2018