

# GILCHRIST COUNTY

## District 2 Community Traffic Safety Program



### 2017 Aging Road User Crash Data Summary

Crashes are those in which the at-fault road user was 65 years of age or older.

**15 Crashes • 0 Fatal • 1 Serious Injury • 4 Non-Incapacitating • 3 Possible Injury • 7 PDO\***

**TOTAL  
CRASHES**

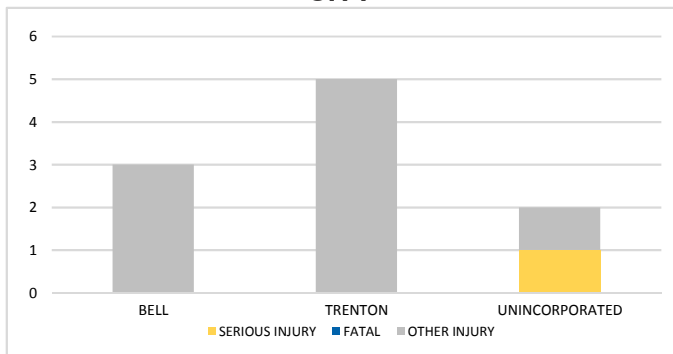
Note: Crash severity is determined from the highest injury type in the crash (i.e. if a crash had both a fatal and a serious it is determined to be a fatal crash).

\*PDO - Property Damage Only

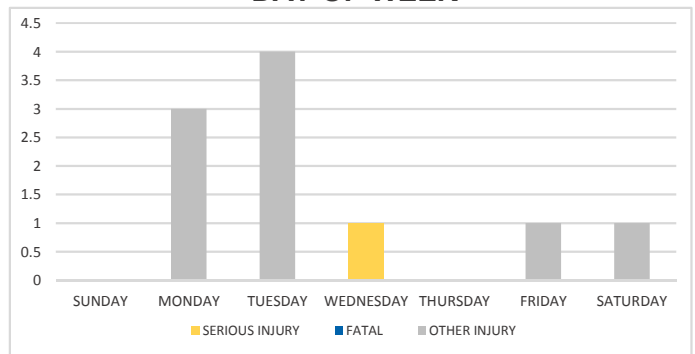
**PEOPLE  
INJURED**

**0 Fatalities • 1 Serious Injuries • 9 Other Injuries**

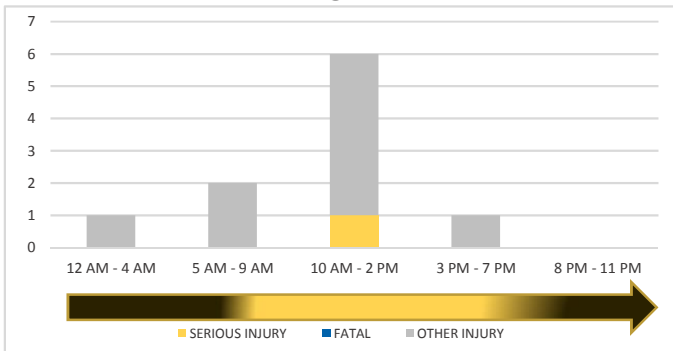
**CITY**



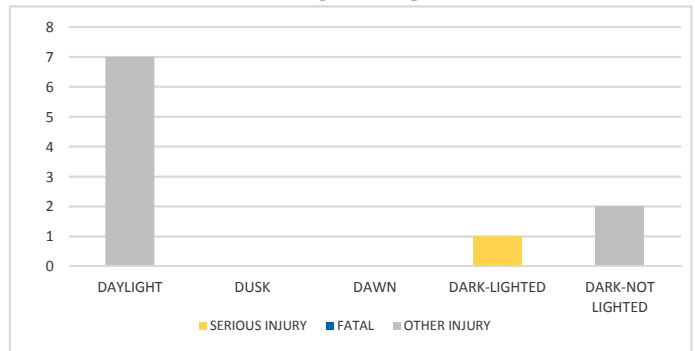
**DAY OF WEEK**



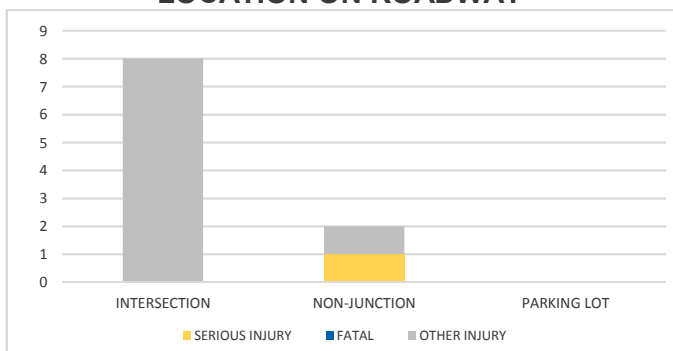
**TIME OF DAY**



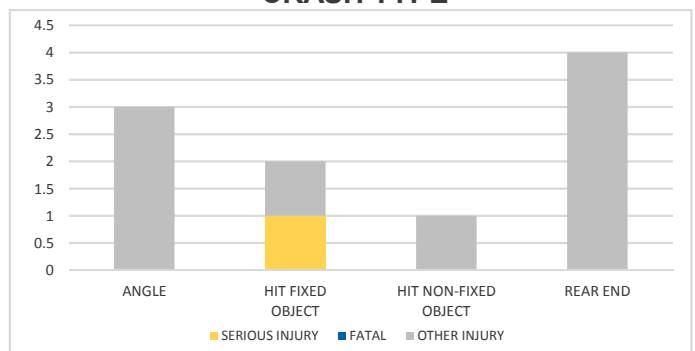
**LIGHTING**



**LOCATION ON ROADWAY**



**CRASH TYPE**



**NOTES:**

Serious/Fatal/Other Injury in graphs indicates persons not crashes.

Crashes were manually reviewed to confirm at-fault.

SOURCES: 2017 CARS data (unofficial at time of report)