

DIXIE COUNTY

District 2 Community Traffic Safety Program



2017 Commercial Motor Vehicle Crash Data Summary

6 Crashes • 0 Fatal • 1 Incapacitating • 0 Non-Incapacitating • 0 Possible Injury • 5 PDO*

**TOTAL
CRASHES**

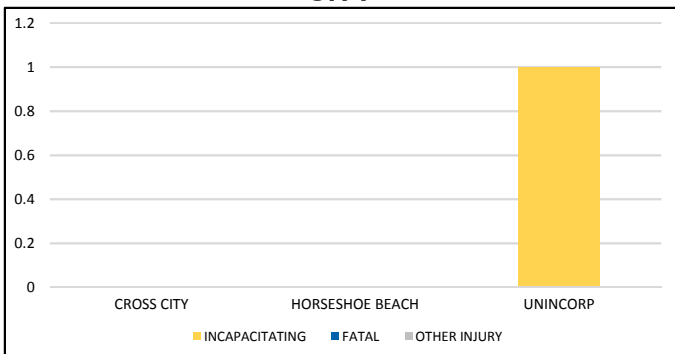
Note: Crash severity is determined from the highest injury type in the crash (i.e. if a crash had both a fatal and a serious it is determined to be a fatal crash).

*PDO - Property Damage Only

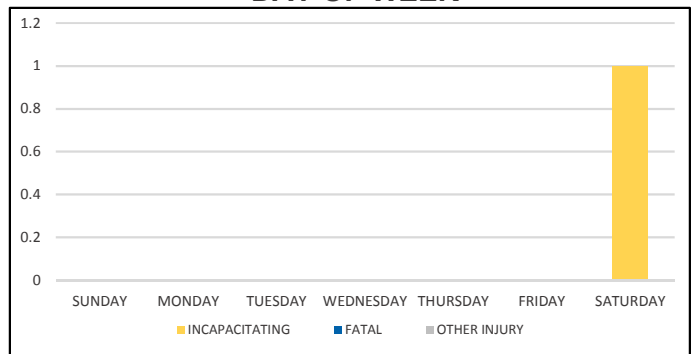
**PEOPLE KILLED
OR INJURED**

0 Fatalities • 1 Incapacitating Injury • 0 Other Injuries

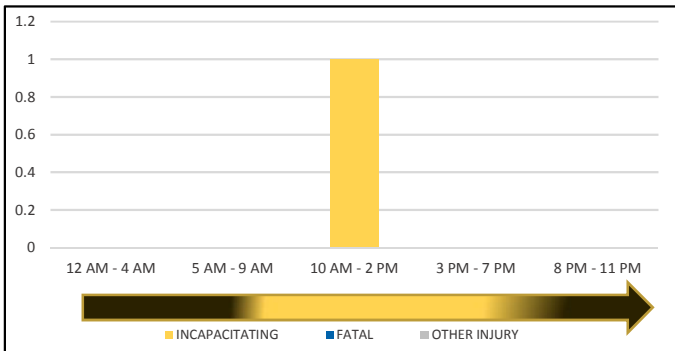
CITY



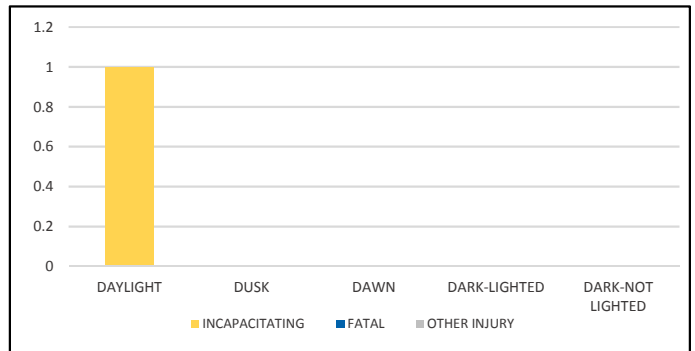
DAY OF WEEK



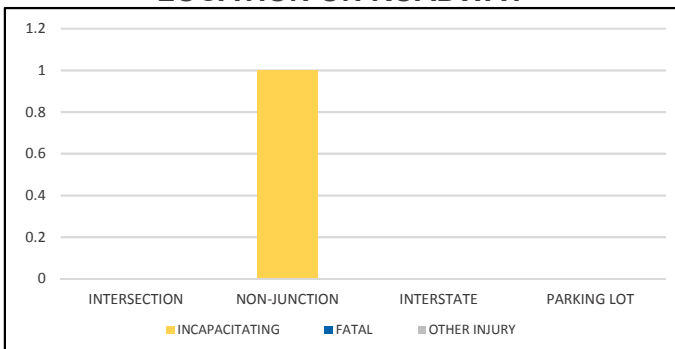
TIME OF DAY



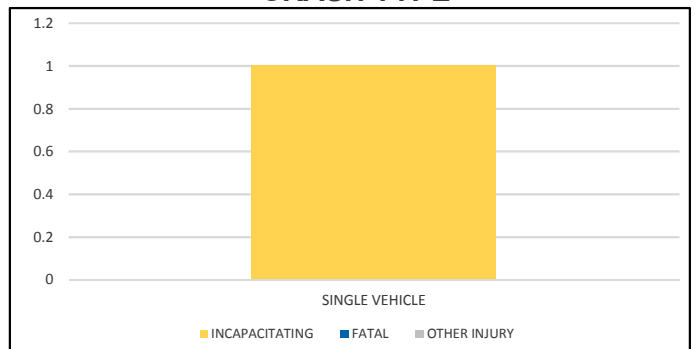
LIGHTING



LOCATION ON ROADWAY



CRASH TYPE



NOTE: Incapacitating/Fatal/Other Injury in graphs indicates persons not crashes.

SOURCE: 2017 CARS data (unofficial at time of report)

DATE GENERATED: 7/12/2018