

# DIXIE COUNTY

## District 2 Community Traffic Safety Program



### 2017 Pedestrian Crash Data Summary

2 Crashes • 0 Fatal • 0 Serious Injury • 2 Non-Incapacitating • 0 Possible Injury • 0 PDO\*

**TOTAL  
CRASHES**

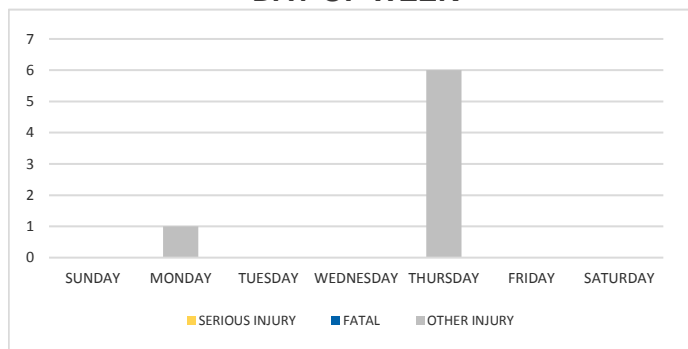
Note: Crash severity is determined from the highest injury type in the crash (i.e. if a crash had both a fatal and a serious it is determined to be a fatal crash).

\*PDO - Property Damage Only

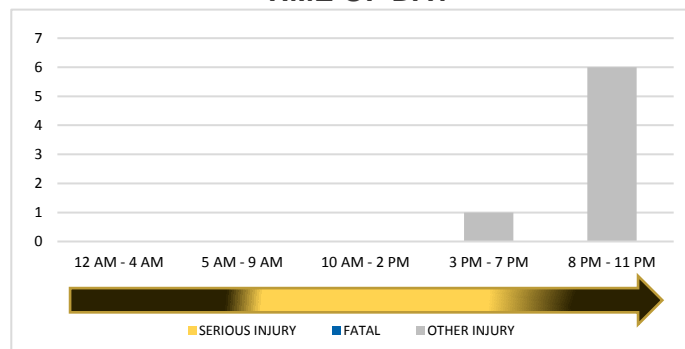
**PEOPLE  
INJURED**

0 Fatalities • 0 Serious Injuries • 7 Other Injuries

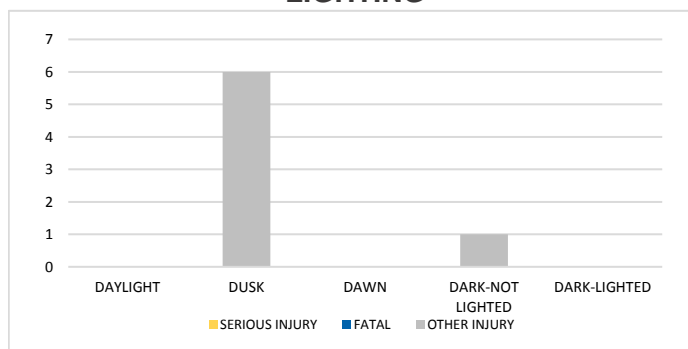
**DAY OF WEEK**



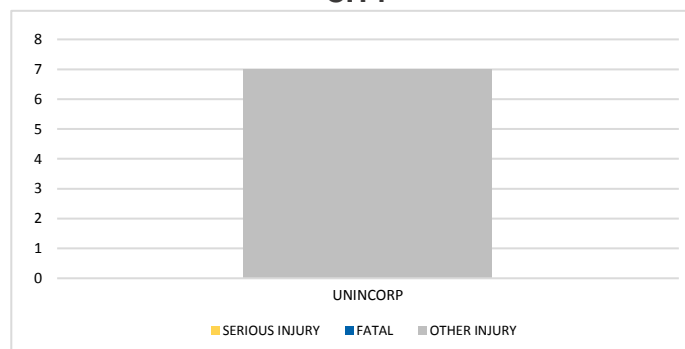
**TIME OF DAY**



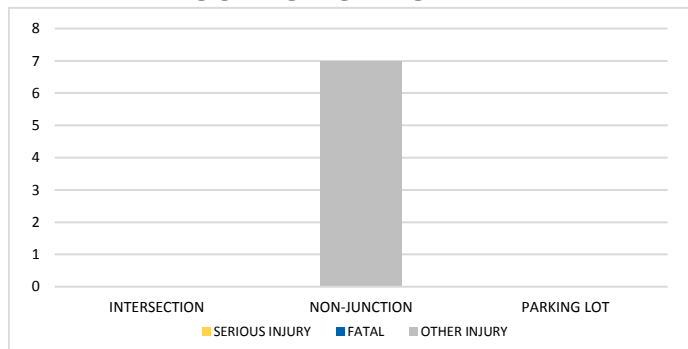
**LIGHTING**



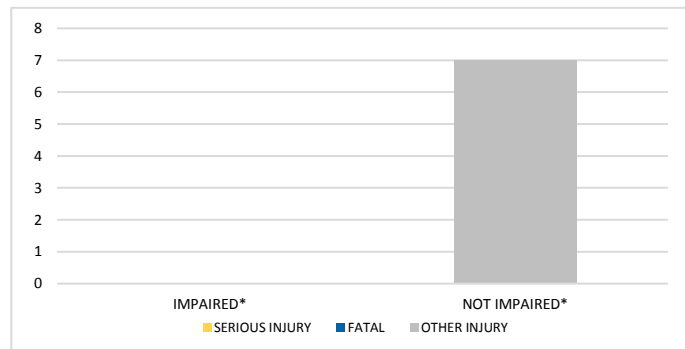
**CITY**



**LOCATION ON ROADWAY**



**IMPAIRED**



\*Involving alcohol and/or drugs by pedestrian and/or driver.

**NOTES:**  
 Serious/Fatal/Other Injury in graphs indicates persons injured not crashes.  
 SOURCE: 2017 CARS data (unofficial at time of report)

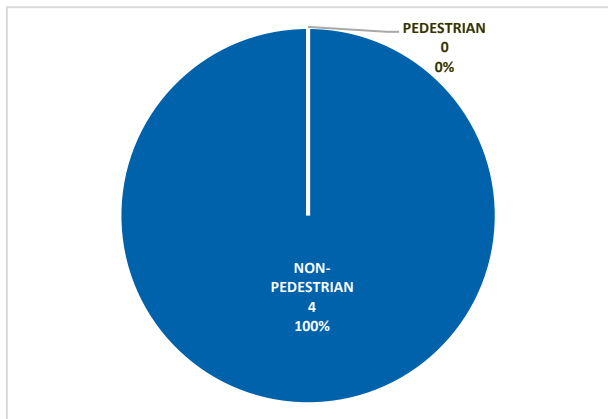
# DIXIE COUNTY

## District 2 Community Traffic Safety Program

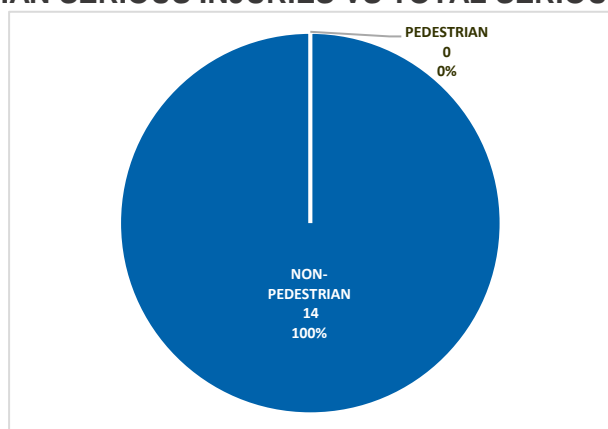


# 2017 Pedestrian Crash Data Summary

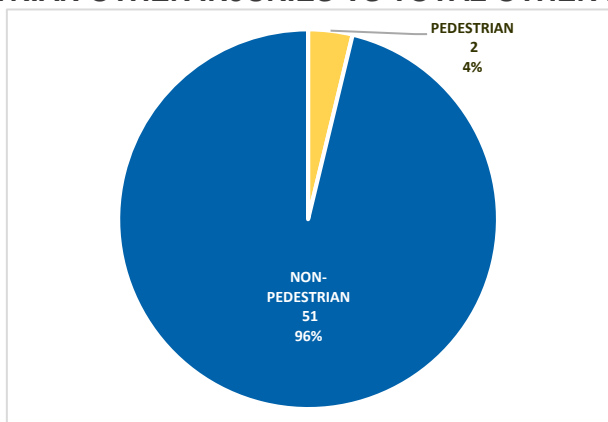
### PEDESTRIAN FATALITIES VS TOTAL FATALITIES



### PEDESTRIAN SERIOUS INJURIES VS TOTAL SERIOUS INJURIES



### PEDESTRIAN OTHER INJURIES VS TOTAL OTHER INJURIES



**NOTES:**  
Serious/Fatal/Other Injury in graphs indicates crashes not persons injured.  
SOURCE: 2017 CARS data (unofficial at time of report)