

CLAY COUNTY

District 2 Community Traffic Safety Program

2017 Distracted Driving Crash Data Summary

Note: This report uses Central Office methodology to categorize a crash as 'Distracted Driving'.

470 Crashes • 1 Fatal • 8 Serious Injury • 82 Non-Incapacitating • 119 Possible Injury • 260 PDO*

**TOTAL
CRASHES**

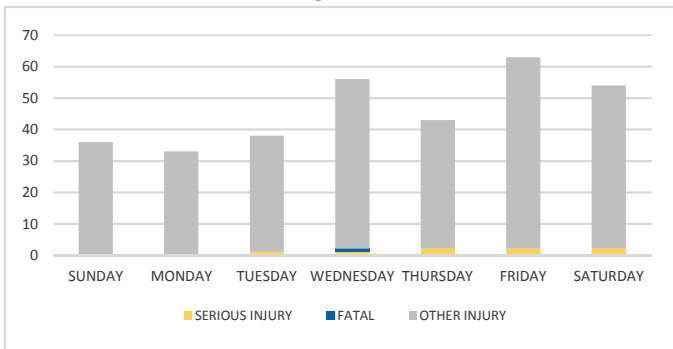
Note: Crash severity is determined from the highest injury type in the crash (i.e. if a crash had both a fatal and a serious it is determined to be a fatal crash).

*PDO - Property Damage Only

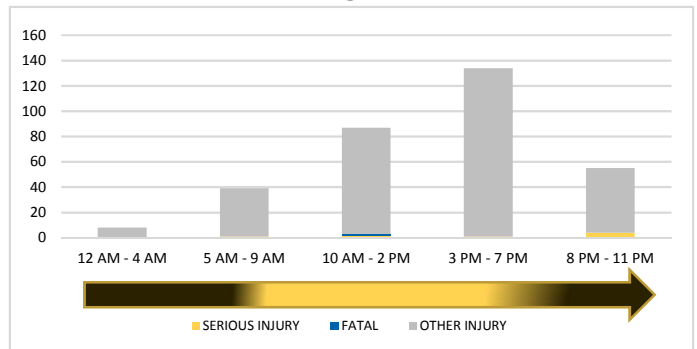
**PEOPLE
INJURED**

1 Fatalities • 8 Serious Injuries • 314 Other Injuries

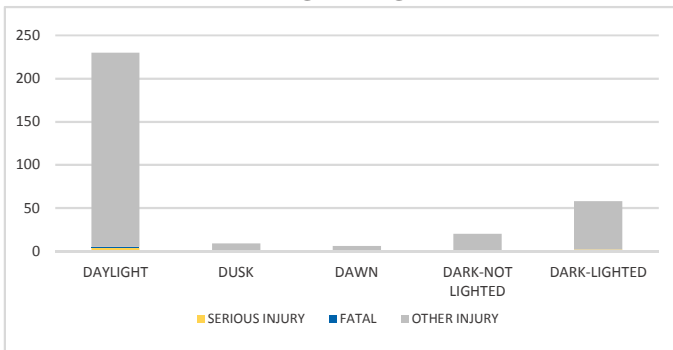
DAY OF WEEK



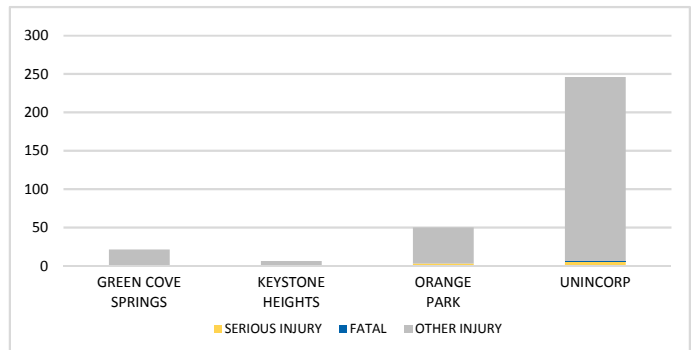
TIME OF DAY



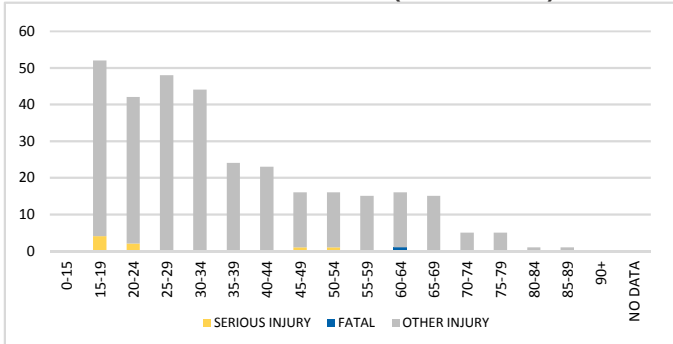
LIGHTING



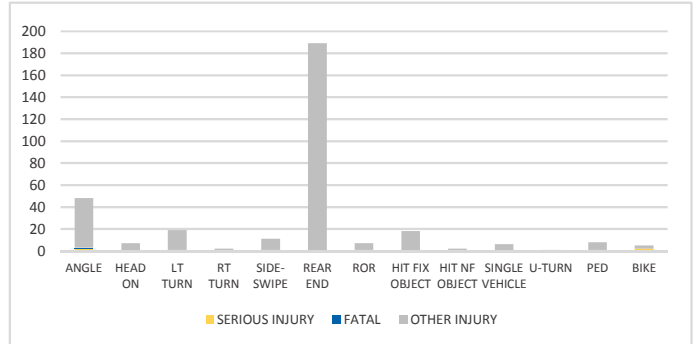
CITY



AGE OF DRIVER 1 (AT-FAULT)



CRASH TYPE



NOTES:

Serious/Fatal/Other Injury in graphs indicates persons not crashes.

SOURCE: 2017 CARS data (unofficial at time of report)

DATE GENERATED: 4/10/2018