

# COLUMBIA COUNTY

## District 2 Community Traffic Safety Program



# 2017 Commercial Motor Vehicle Crash Data Summary

195 Crashes • 3 Fatal • 8 Incapacitating • 12 Non-Incapacitating • 21 Possible Injury • 151

TOTAL  
CRASHES

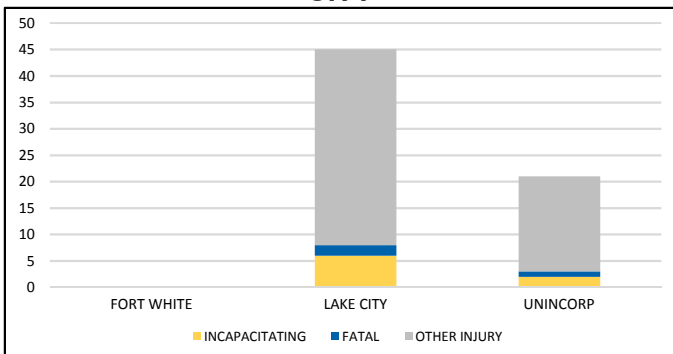
Note: Crash severity is determined from the highest injury type in the crash (i.e. if a crash had both a fatal and a serious it is determined to be a fatal crash).

\*PDO - Property Damage Only

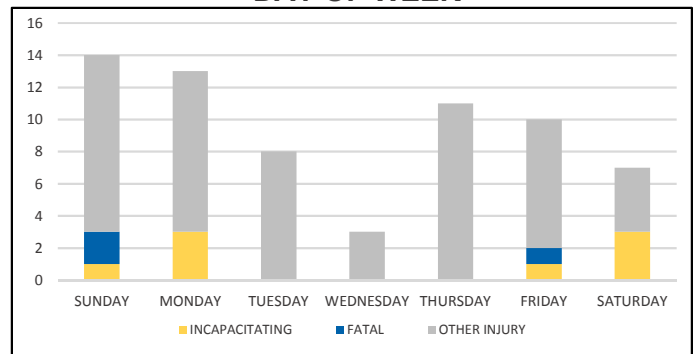
PEOPLE KILLED  
OR INJURED

3 Fatalities • 8 Incapacitating Injuries • 55 Other Injuries

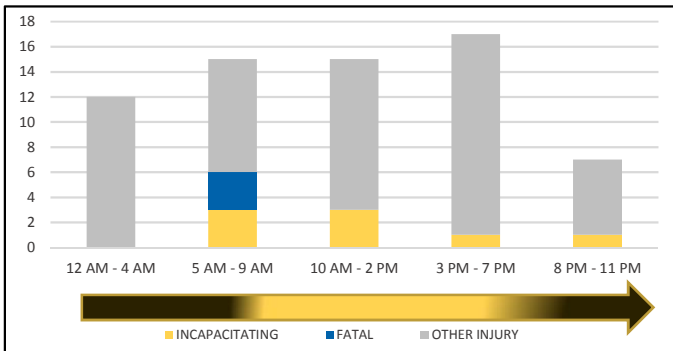
CITY



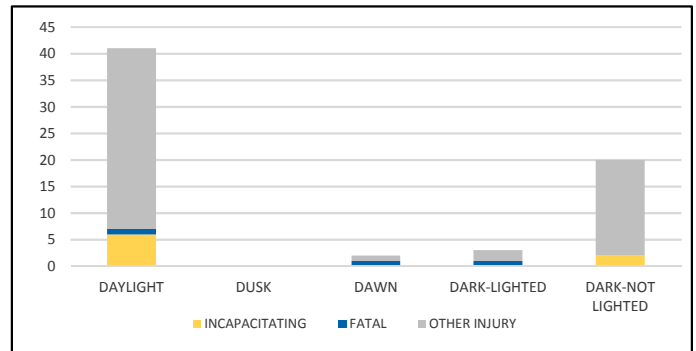
DAY OF WEEK



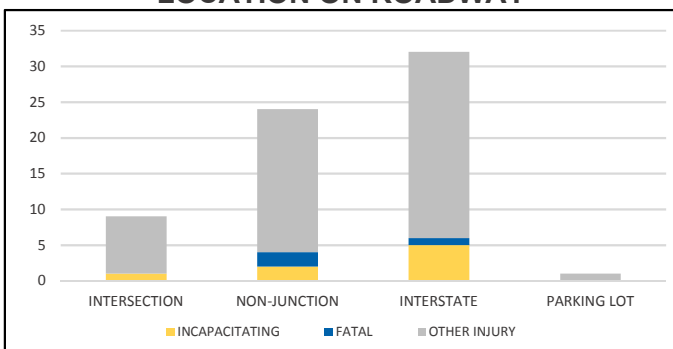
TIME OF DAY



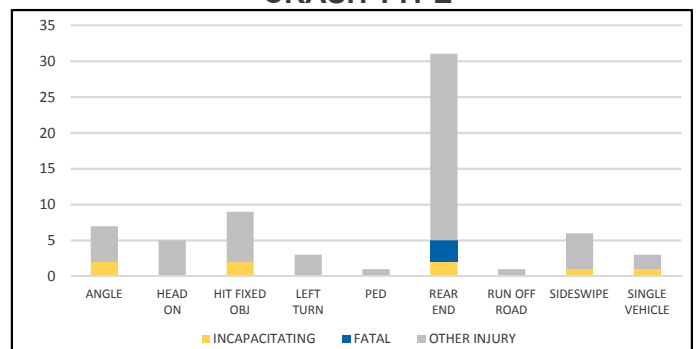
LIGHTING



LOCATION ON ROADWAY



CRASH TYPE



NOTE: Incapacitating/Fatal/Other Injury in graphs indicates persons not crashes.

SOURCE: 2017 CARS data (unofficial at time of report)

DATE GENERATED: 7/12/2018