

# CLAY COUNTY

## District 2 Community Traffic Safety Program



# 2017 Motorcycle Crash Data Summary

67 Crashes • 3 Fatal • 11 Serious Injury • 21 Non-Incapacitating • 20 Possible Injury • 12 PDO\*

**TOTAL  
CRASHES**

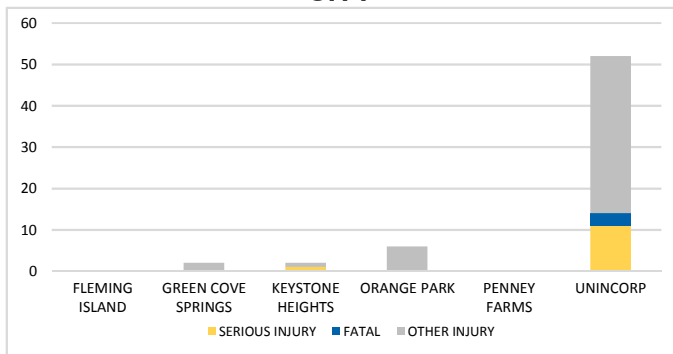
Note: Crash severity is determined from the highest injury type in the crash (i.e. if a crash had both a fatal and a serious it is determined to be a fatal crash).

\*PDO - Property Damage Only

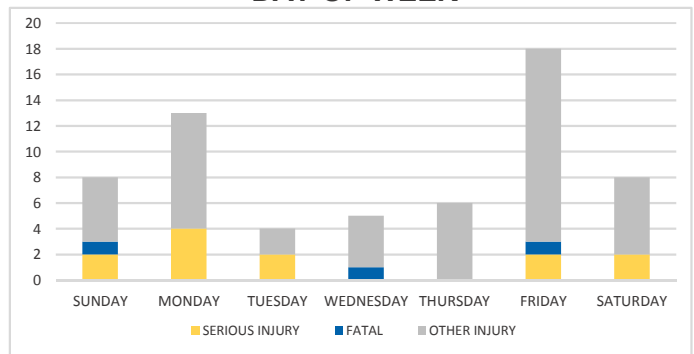
**PEOPLE  
INJURED**

3 Fatalities • 12 Serious Injuries • 47 Other Injuries

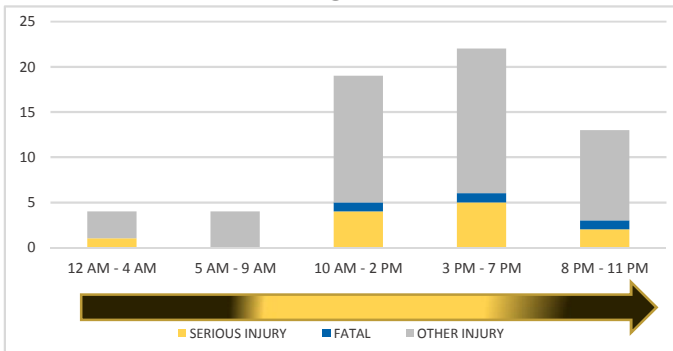
**CITY**



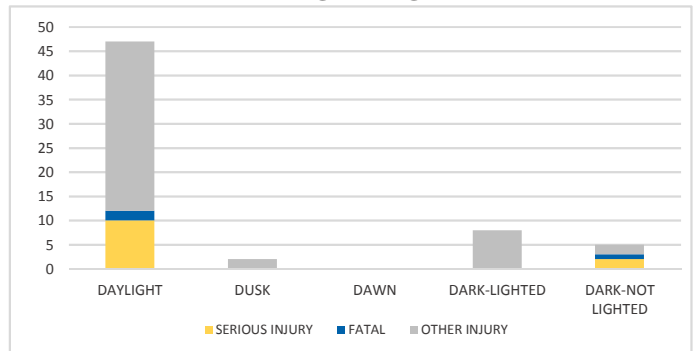
**DAY OF WEEK**



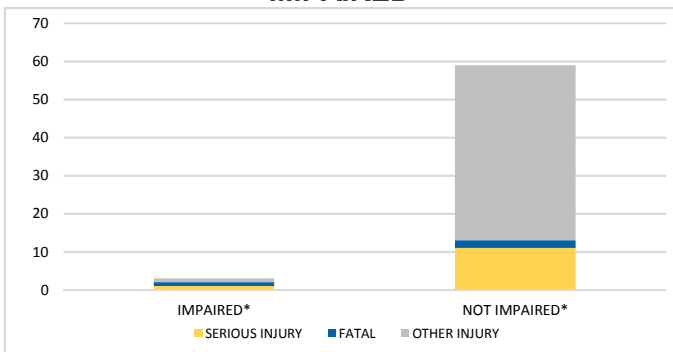
**TIME OF DAY**



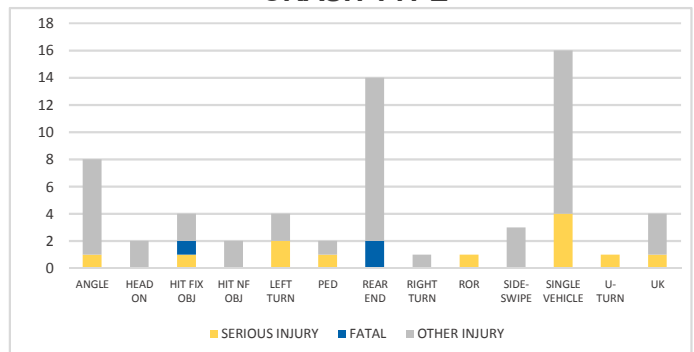
**LIGHTING**



**IMPAIRED**



**CRASH TYPE**



**NOTES:**

Serious/Fatal/Other Injury in graphs indicates persons not crashes.

SOURCES: 2017 CARS data (unofficial at time of report)