

# BAKER COUNTY

## District 2 Community Traffic Safety Program

### 2017 Distracted Driving Crash Data Summary

Note: This report uses Central Office methodology to categorize a crash as 'Distracted Driving'.

75 Crashes • 0 Fatal • 2 Serious Injury • 15 Non-Incapacitating • 18 Possible Injury • 40 PDO\*

TOTAL  
CRASHES

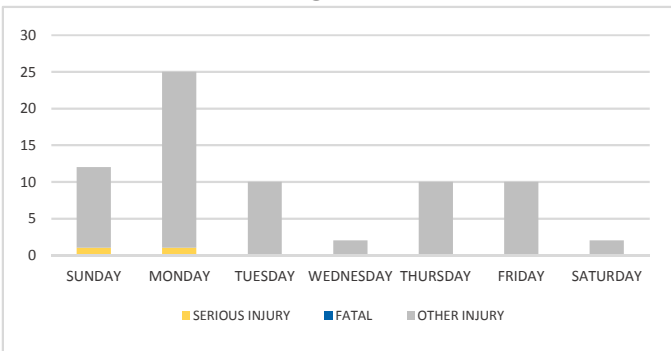
Note: Crash severity is determined from the highest injury type in the crash (i.e. if a crash had both a fatal and a serious it is determined to be a fatal crash).

\*PDO - Property Damage Only

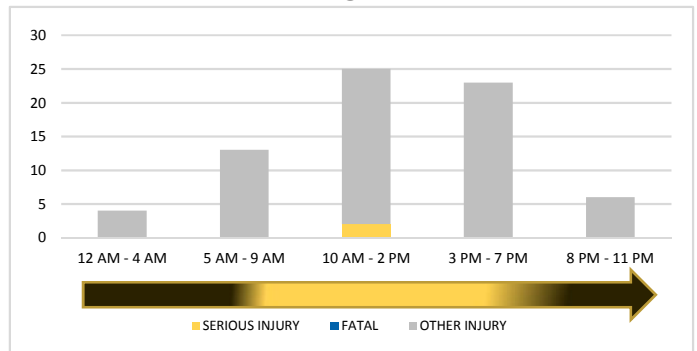
PEOPLE  
INJURED

0 Fatalities • 2 Serious Injuries • 69 Other Injuries

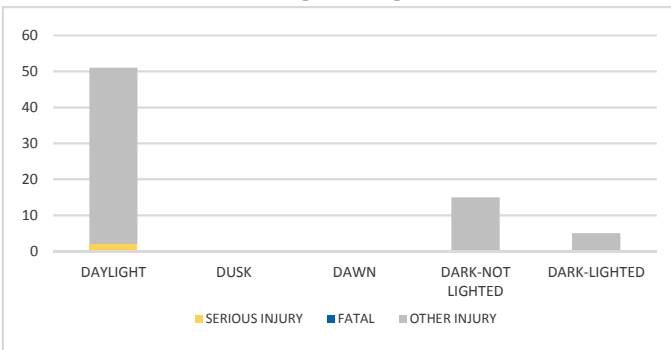
DAY OF WEEK



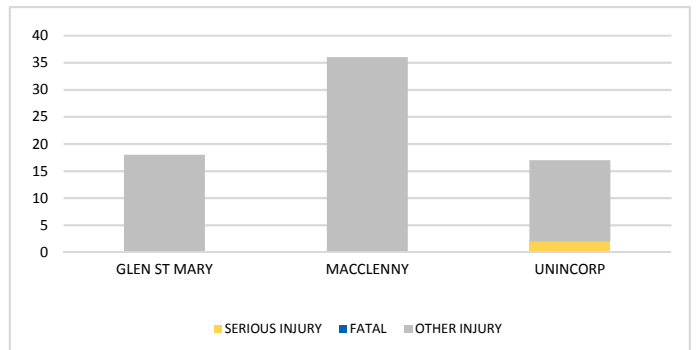
TIME OF DAY



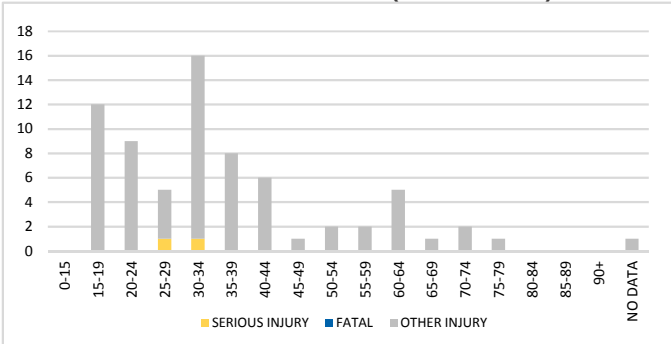
LIGHTING



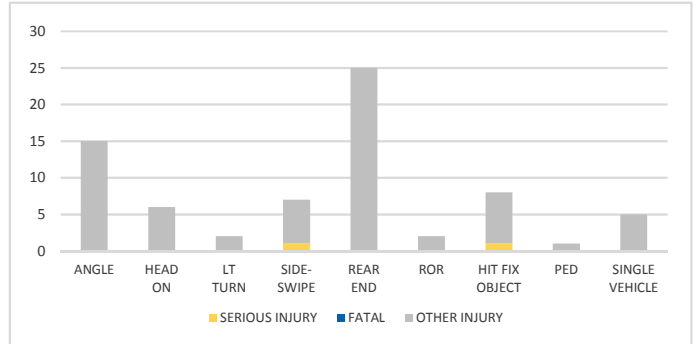
CITY



AGE OF DRIVER 1 (AT-FAULT)



CRASH TYPE



**NOTES:**

Serious/Fatal/Other Injury in graphs indicates persons not crashes.

SOURCE: 2017 CARS data (unofficial at time of report)

DATE GENERATED: 4/10/2018