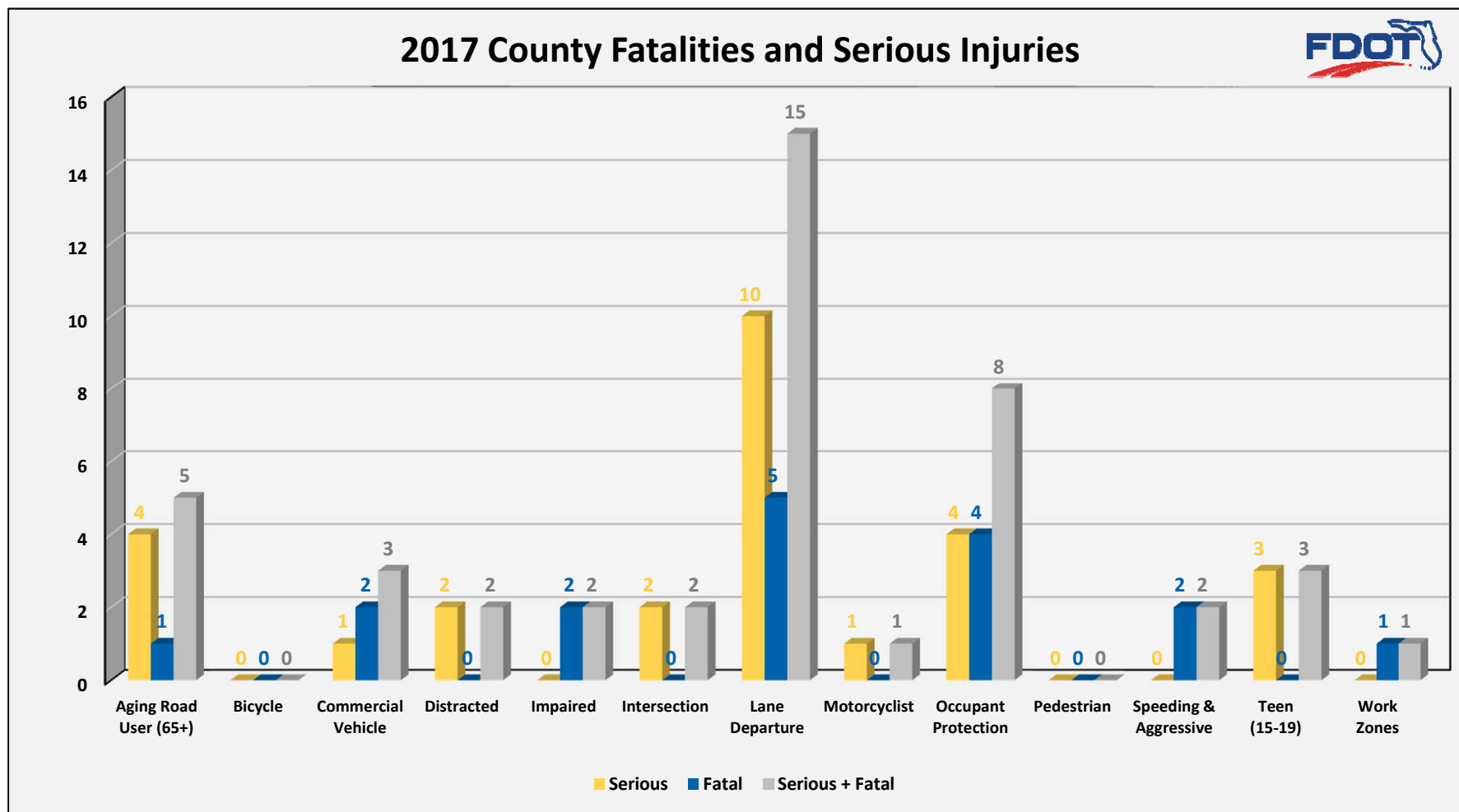


# BAKER COUNTY

## District 2 Community Traffic Safety Program

### Strategic Highway Safety Plan (SHSP) Emphasis Areas 2017 Traffic Crash Fatalities and Serious Injuries



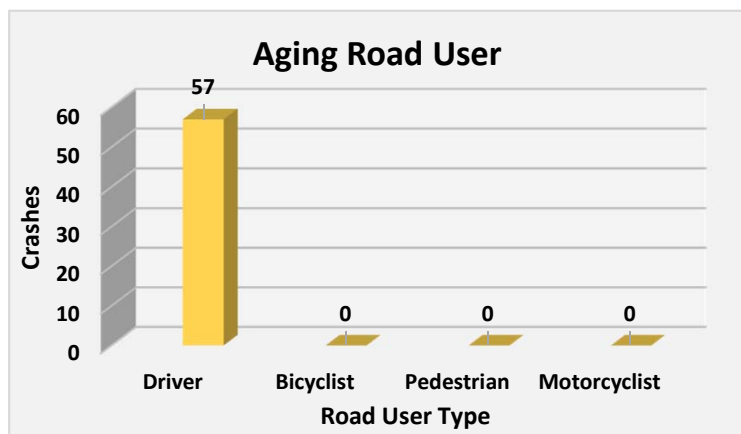
**NOTES:**

- 2017 FDOT Crash Analysis Reporting System (CARS) data from which this report was generated has not been officially finalized. As such, future reports using 2017 data may show slightly different results.
- The SHSP data shown above is based on data queries defined by the FDOT State Safety Office. The following notes apply:
  - “Aging Road User” is defined as a crash where the at-fault driver is 65 years of age or older.
  - “Teen (15 – 19)” is defined as a crash where the at-fault driver is 15 – 19 years old.
  - “Distracted” is defined as a crash where at least one of the drivers in the ‘Driver Distracted By’ data field is coded as anything other than “Not Distracted” or “Unknown.”
- Data shown reflects persons injured/killed rather than the number of crashes in which at least one person was seriously injured/killed.

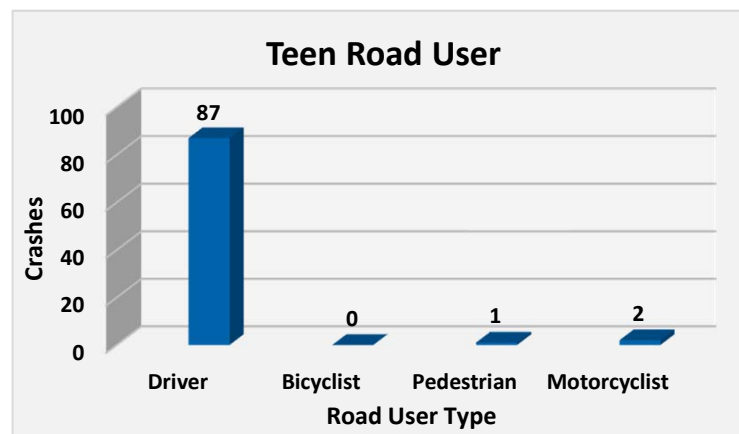
# BAKER COUNTY

## District 2 Community Traffic Safety Program

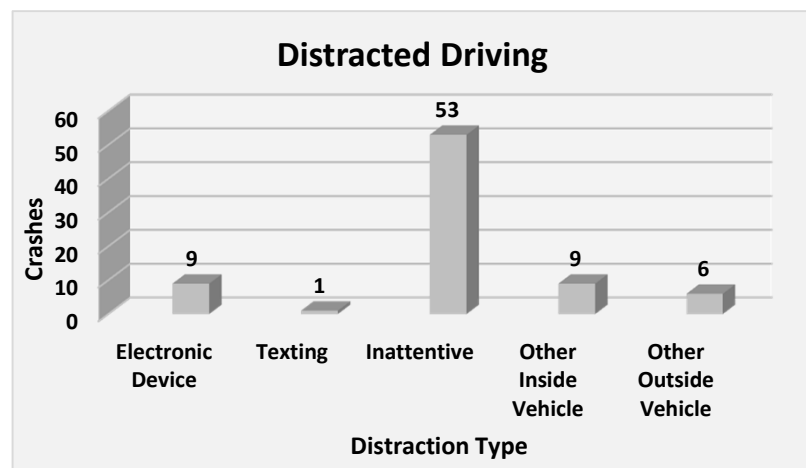
### Strategic Highway Safety Plan (SHSP) Emphasis Areas: Aging Road User, Teen Road User, Distracted Driving and Lane Departure (All Reported Crashes)



**Note:** The type of aging road user (65 and older) involved in a crash.



**Note:** The type of teen road user (13 to 19) involved in a crash.



Lane Departure	Number of Lanes			Total
	2-lane	Multilane	No Data	
Road System				
Interstate	14	62	-	76
U.S.	17	2	1	20
State	34	3	-	37
County	69	1	-	70
Local	24	2	-	26
Parking Lot	10	-	2	12
Private Road	-	-	-	-
All Other	2	-	-	2
<b>Total</b>	<b>170</b>	<b>70</b>	<b>3</b>	<b>243</b>

**NOTES:**

These detail charts show data for **all reported crashes** while the SHSP summary graph on the prior page only shows data for crashes that include **fatalities or incapacitating injuries**. Because incapacitating injury and fatality crashes make up less than 5% of most crash types, the total numbers reported here are much higher than for the same SHSP categories on the prior page.