

BRADFORD COUNTY

District 2 Community Traffic Safety Program



2017 Pedestrian Crash Data Summary

5 Crashes • 1 Fatal • 0 Serious Injury • 1 Non-Incapacitating • 0 Possible Injury • 3 PDO*

TOTAL CRASHES

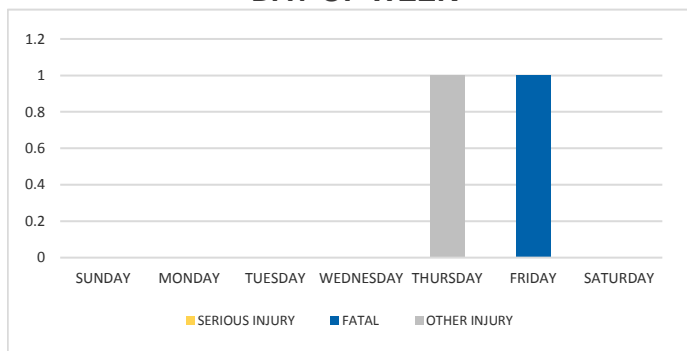
Note: Crash severity is determined from the highest injury type in the crash (i.e. if a crash had both a fatal and a serious it is determined to be a fatal crash).

*PDO - Property Damage Only

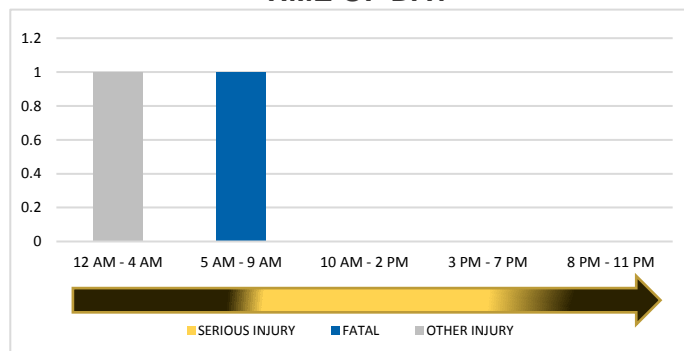
PEOPLE INJURED

1 Fatalities • 0 Serious Injuries • 1 Other Injuries

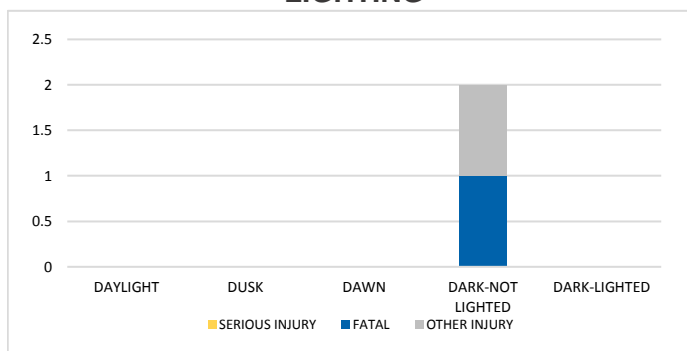
DAY OF WEEK



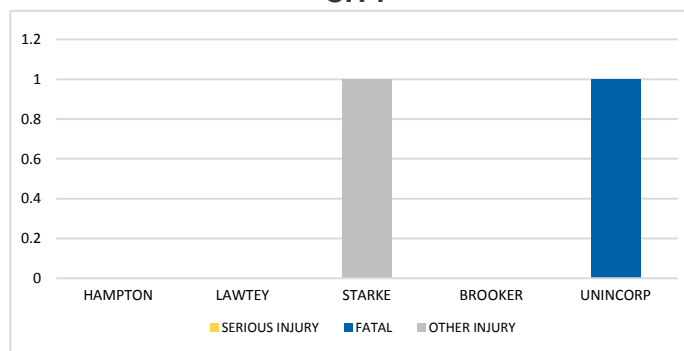
TIME OF DAY



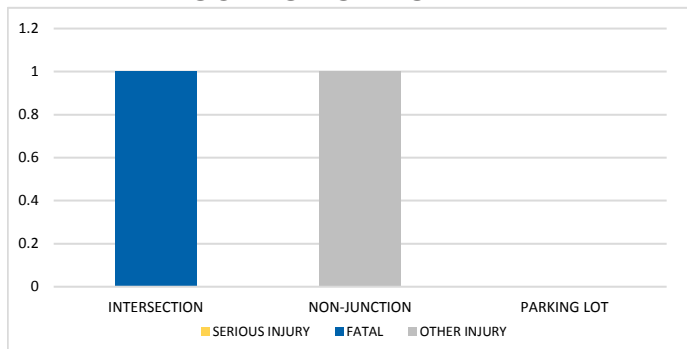
LIGHTING



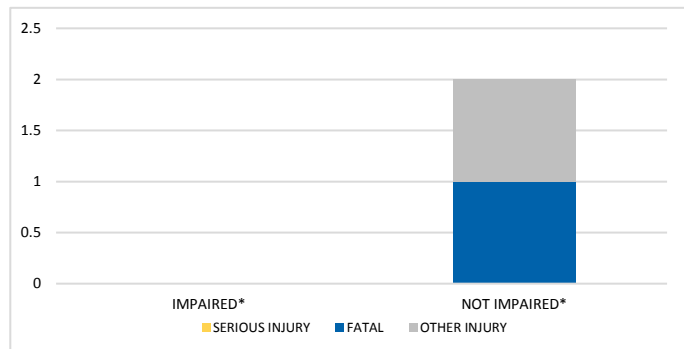
CITY



LOCATION ON ROADWAY



IMPAIRED



*Involving alcohol and/or drugs by pedestrian and/or driver.

NOTES:
 Serious/Fatal/Other Injury in graphs indicates persons injured not crashes.
 SOURCE: 2017 CARS data (unofficial at time of report)

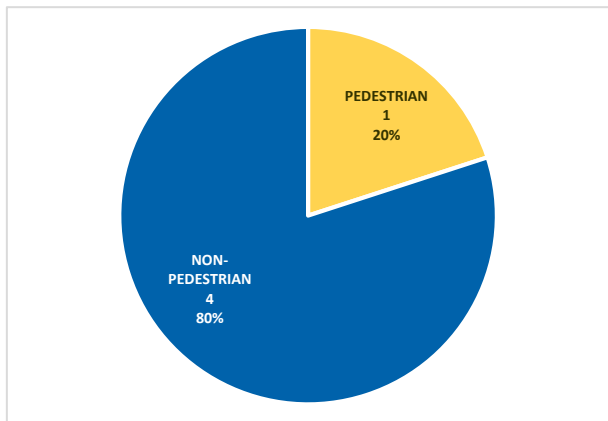
BRADFORD COUNTY

District 2 Community Traffic Safety Program

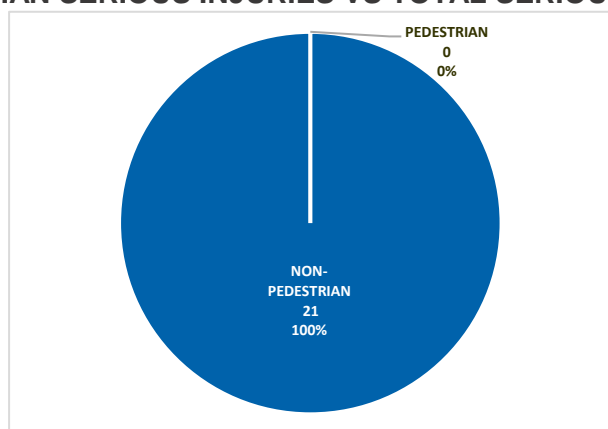


2017 Pedestrian Crash Data Summary

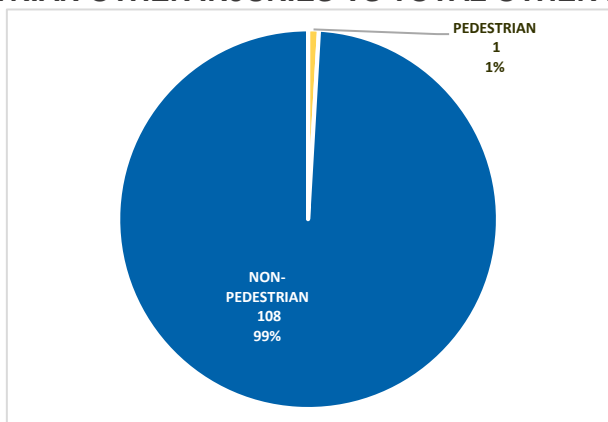
PEDESTRIAN FATALITIES VS TOTAL FATALITIES



PEDESTRIAN SERIOUS INJURIES VS TOTAL SERIOUS INJURIES



PEDESTRIAN OTHER INJURIES VS TOTAL OTHER INJURIES



NOTES:
Serious/Fatal/Other Injury in graphs indicates crashes not persons injured.
SOURCE: 2017 CARS data (unofficial at time of report)