

BAKER COUNTY

District 2 Community Traffic Safety Program



2017 Motorcycle Crash Data Summary

7 Crashes • 0 Fatal • 1 Serious Injury • 5 Non-Incapacitating • 1 Possible Injury • 0 PDO*

**TOTAL
CRASHES**

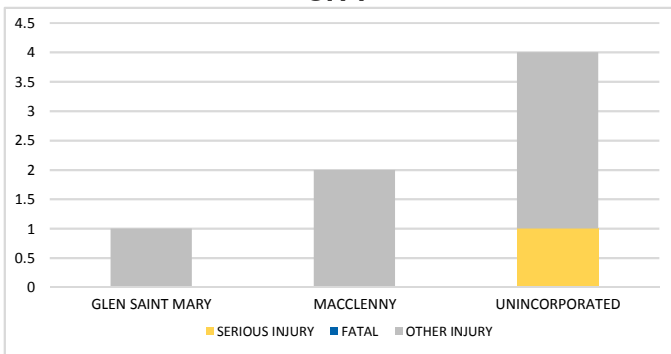
Note: Crash severity is determined from the highest injury type in the crash (i.e. if a crash had both a fatal and a serious it is determined to be a fatal crash).

*PDO - Property Damage Only

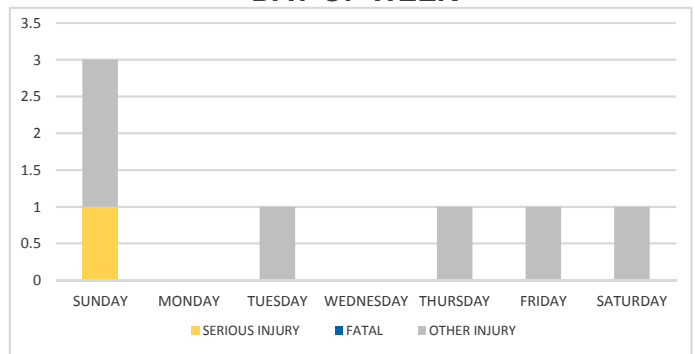
**PEOPLE
INJURED**

0 Fatalities • 1 Serious Injuries • 6 Other Injuries

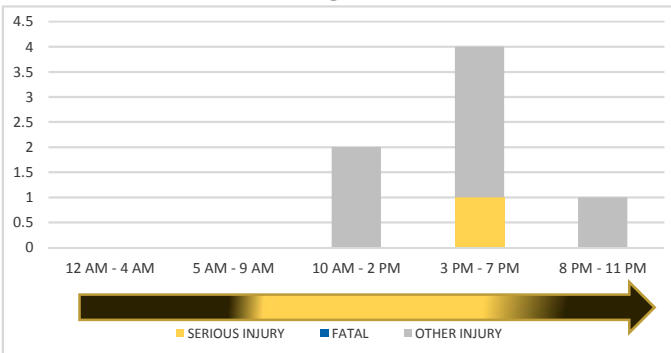
CITY



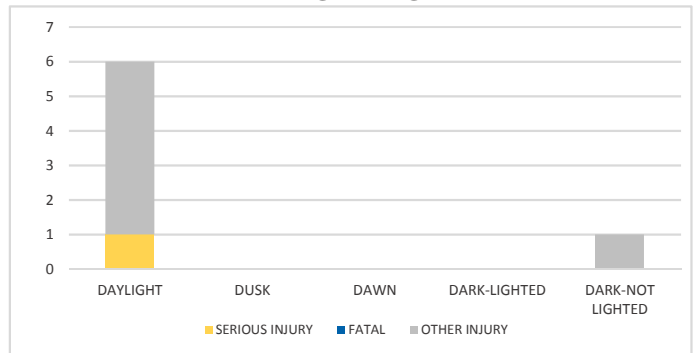
DAY OF WEEK



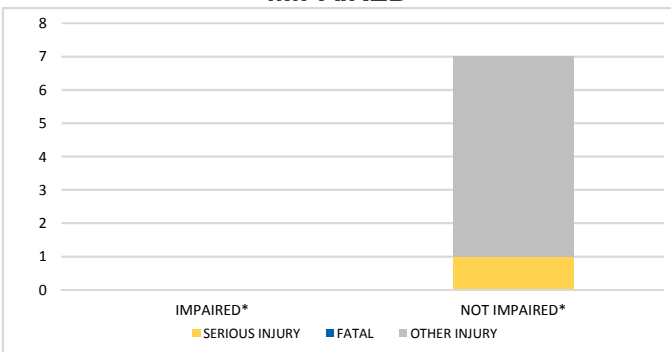
TIME OF DAY



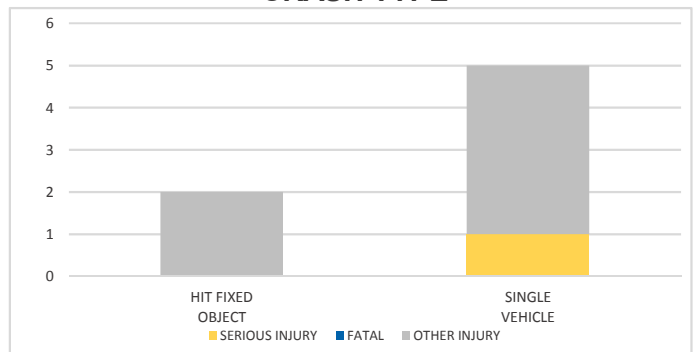
LIGHTING



IMPAIRED



CRASH TYPE



NOTES:

Serious/Fatal/Other Injury in graphs indicates persons not crashes.

SOURCES: 2017 CARS data (unofficial at time of report)