

BAKER COUNTY

District 2 Community Traffic Safety Program



2017 Aggressive Crash Data Summary

Note: This report uses Central Office methodology to categorize a crash as 'Speeding and Aggressive Driving'.

13 Crashes • 1 Fatal • 0 Serious Injury • 3 Non-Incapacitating • 4 Possible Injury • 5 PDO*

**TOTAL
CRASHES**

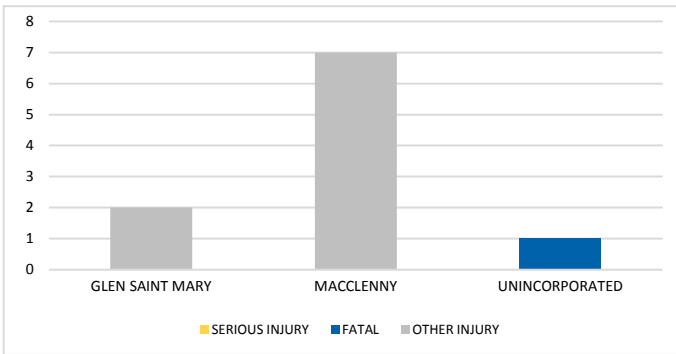
Note: Crash severity is determined from the highest injury type in the crash (i.e. if a crash had both a fatal and a serious it is determined to be a fatal crash).

*PDO - Property Damage Only

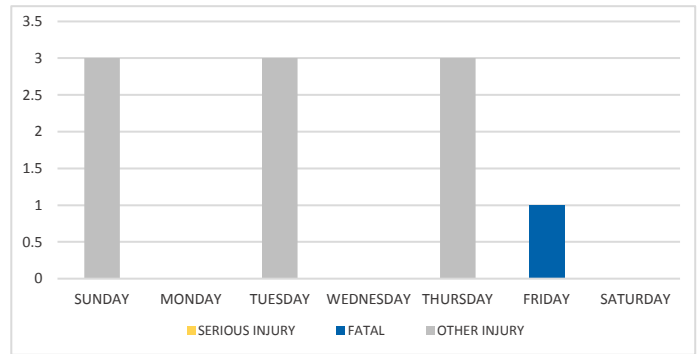
**PEOPLE
INJURED**

1 Fatalities • 0 Serious Injuries • 9 Other Injuries

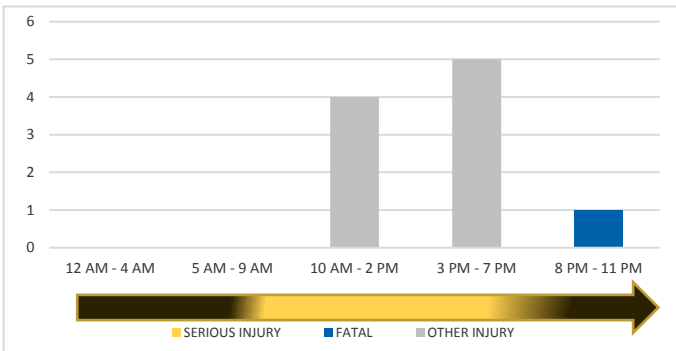
CITY



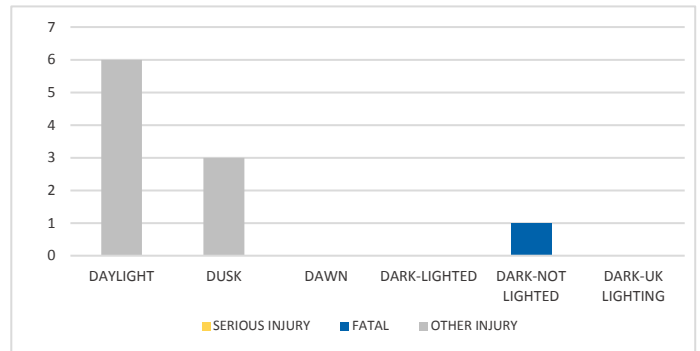
DAY OF WEEK



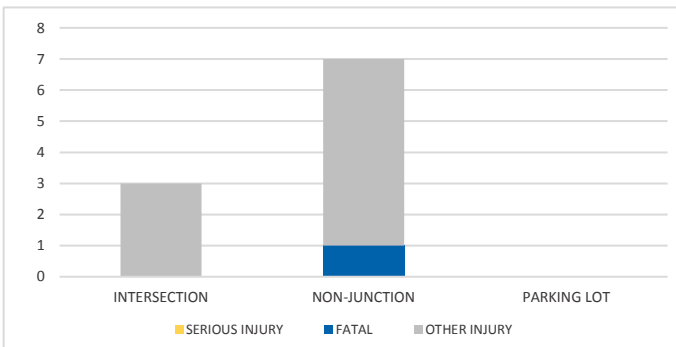
TIME OF DAY



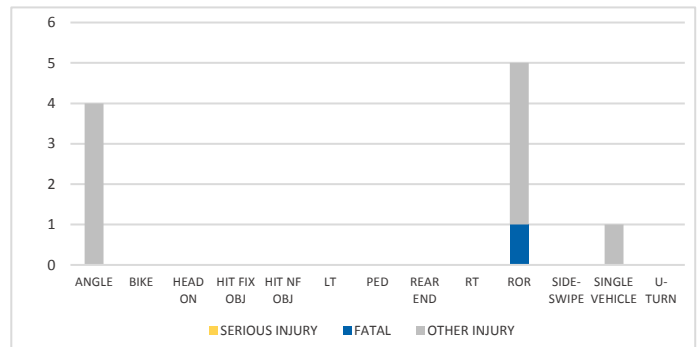
LIGHTING



LOCATION ON ROADWAY



CRASH TYPE



NOTES:

Serious/Fatal/Other Injury in graphs indicates persons not crashes.

SOURCES: 2017 CARS data (unofficial at time of report)

DATE GENERATED: 5/14/2018