

# ALACHUA COUNTY

## District 2 Community Traffic Safety Program



# 2017 Commercial Motor Vehicle Crash Data Summary

437 Crashes • 4 Fatal • 16 Incapacitating • 44 Non-Incapacitating • 54 Possible Injury • 319 PDO\*

**TOTAL  
CRASHES**

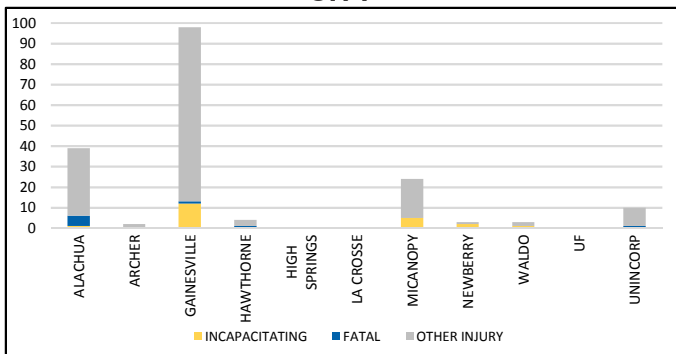
Note: Crash severity is determined from the highest injury type in the crash (i.e. if a crash had both a fatal and a serious it is determined to be a fatal crash).

\*PDO - Property Damage Only

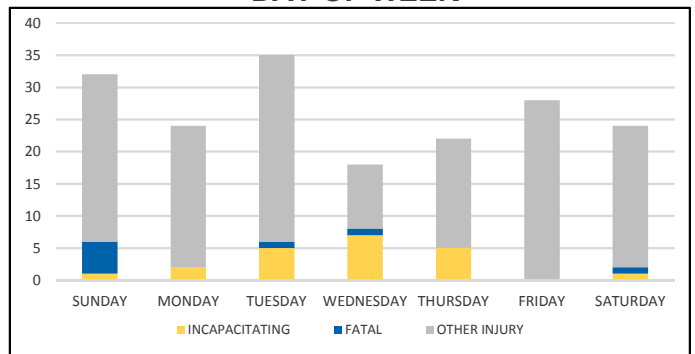
**PEOPLE KILLED  
OR INJURED**

8 Fatalities • 21 Incapacitating Injuries • 154 Other Injuries

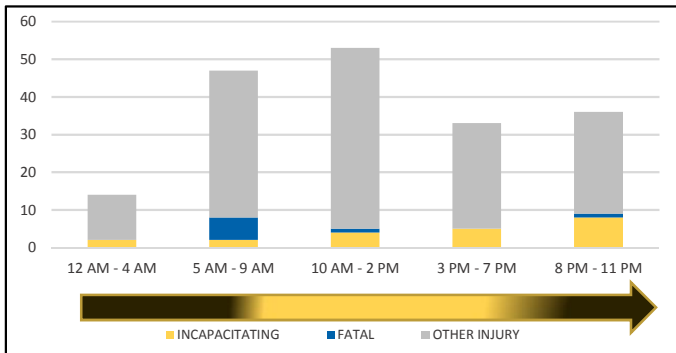
**CITY**



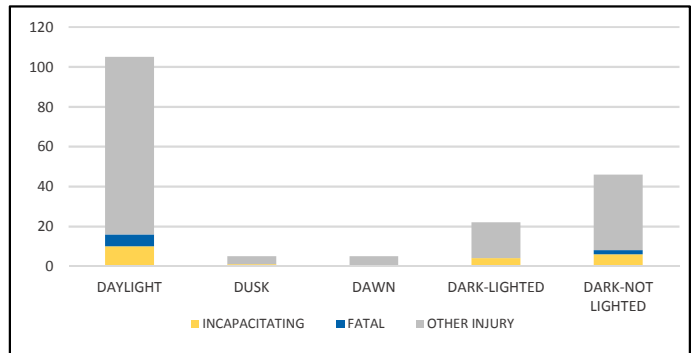
**DAY OF WEEK**



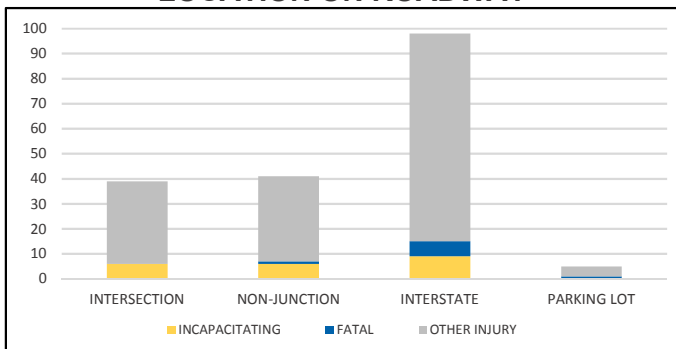
**TIME OF DAY**



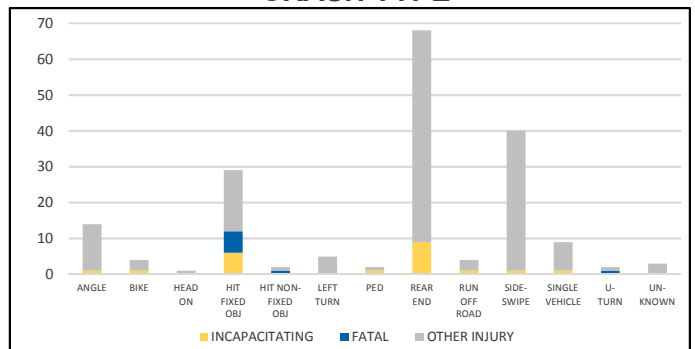
**LIGHTING**



**LOCATION ON ROADWAY**



**CRASH TYPE**



NOTE: Incapacitating/Fatal/Other Injury in graphs indicates persons not crashes.

SOURCE: 2017 CARS data (unofficial at time of report)

DATE GENERATED: 7/11/2018