

# ALACHUA COUNTY

## District 2 Community Traffic Safety Program



# 2017 Motorcycle Crash Data Summary

160 Crashes • 6 Fatal • 24 Serious Injury • 60 Non-Incapacitating • 22 Possible Injury • 48 PDO\*

**TOTAL CRASHES**

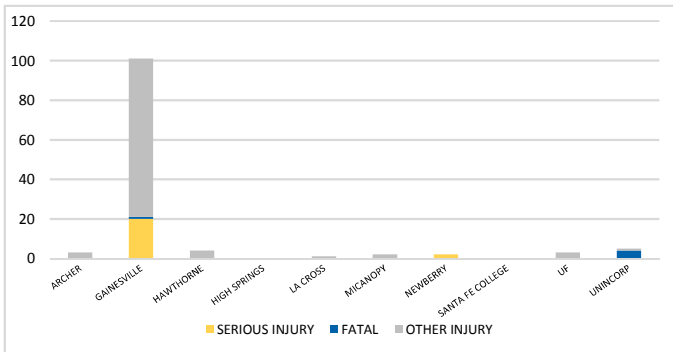
Note: Crash severity is determined from the highest injury type in the crash (i.e. if a crash had both a fatal and a serious it is determined to be a fatal crash).

\*PDO - Property Damage Only

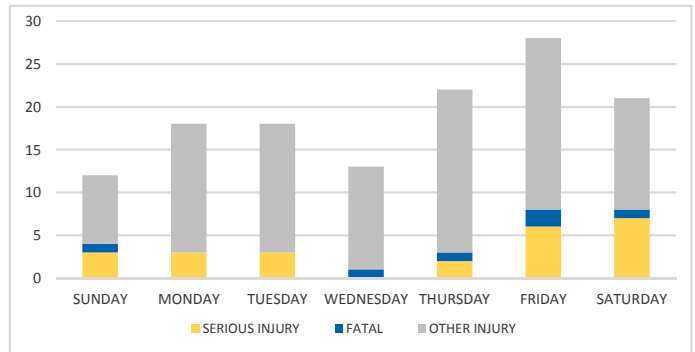
### PEOPLE INJURED

6 Fatalities • 24 Serious Injuries • 102 Other Injuries

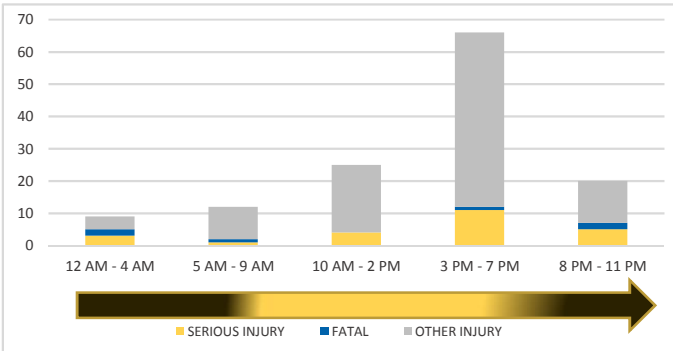
### CITY



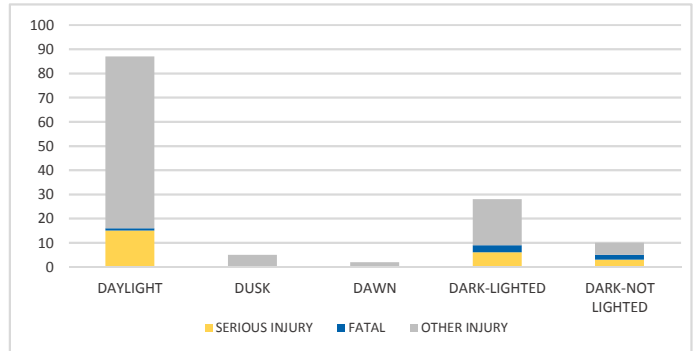
### DAY OF WEEK



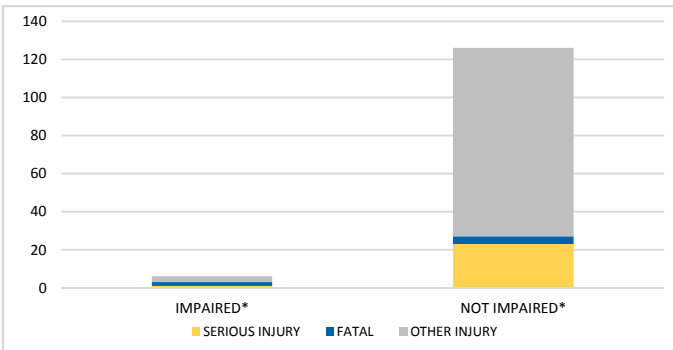
### TIME OF DAY



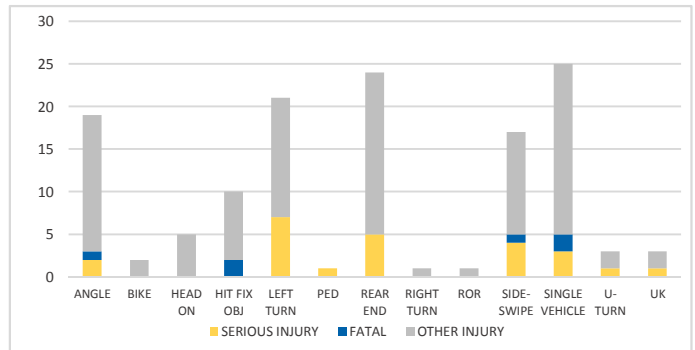
### LIGHTING



### IMPAIRED



### CRASH TYPE



**NOTES:**

Serious/Fatal/Other Injury in graphs indicates persons not crashes.

SOURCES: 2017 CARS data (unofficial at time of report)