

ALACHUA COUNTY

District 2 Community Traffic Safety Program



2017 Bicycle Crash Data Summary

168 Crashes • 3 Fatal • 13 Serious Injury • 79 Non-Incapacitating • 54 Possible Injury • 19 PDO*

**TOTAL
CRASHES**

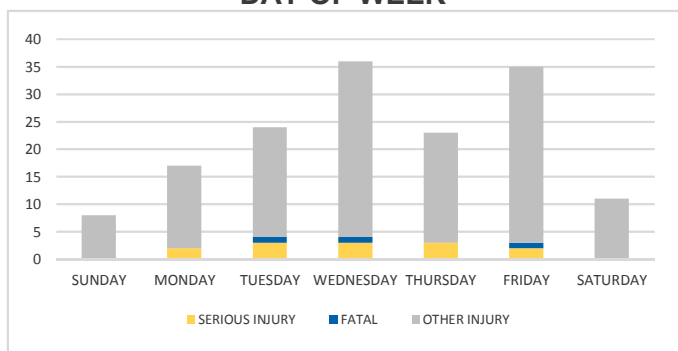
Note: Crash severity is determined from the highest injury type in the crash (i.e. if a crash had both a fatal and a serious it is determined to be a fatal crash).

*PDO - Property Damage Only

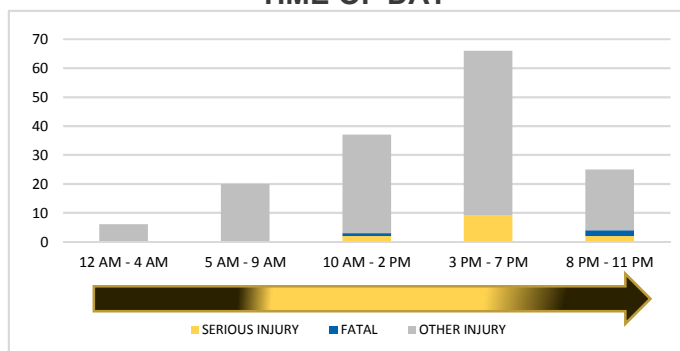
**PEOPLE
INJURED**

3 Fatalities • 13 Serious Injuries • 138 Other Injuries

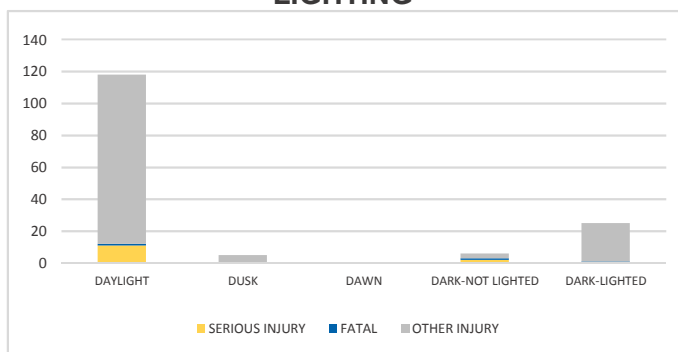
DAY OF WEEK



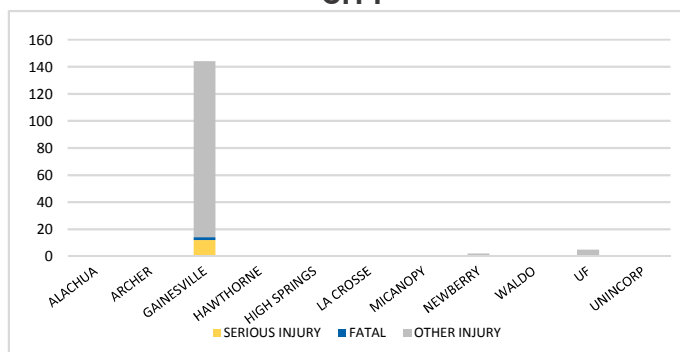
TIME OF DAY



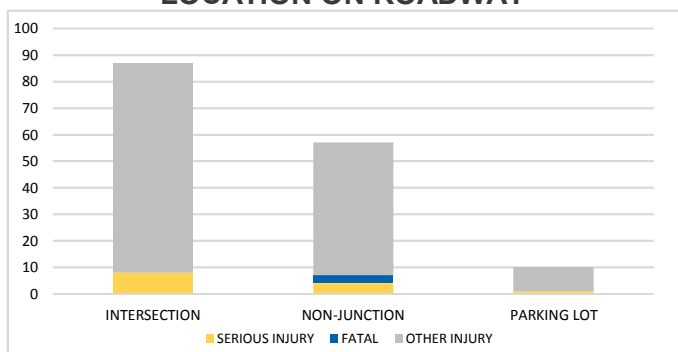
LIGHTING



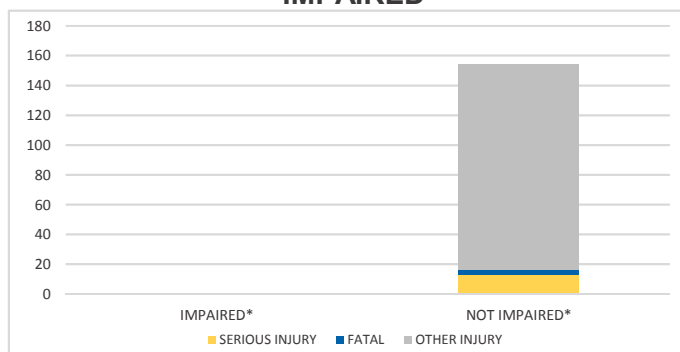
CITY



LOCATION ON ROADWAY



IMPAIRED



*Involving alcohol and/or drugs by bicyclist and/or driver.

NOTES:
 Serious/Fatal/Other Injury in graphs indicates persons injured not crashes.
 SOURCE: 2017 CARS data (unofficial at time of report)

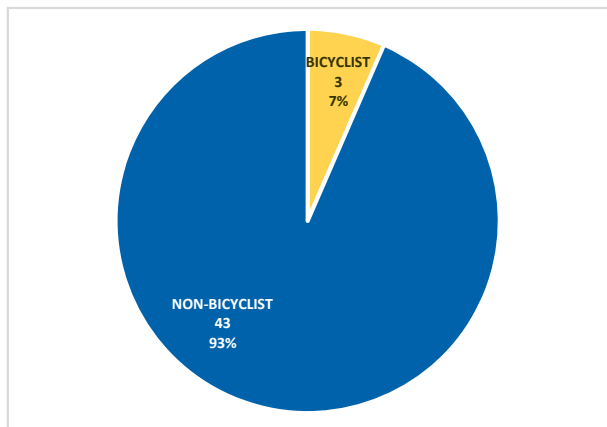
ALACHUA COUNTY

District 2 Community Traffic Safety Program

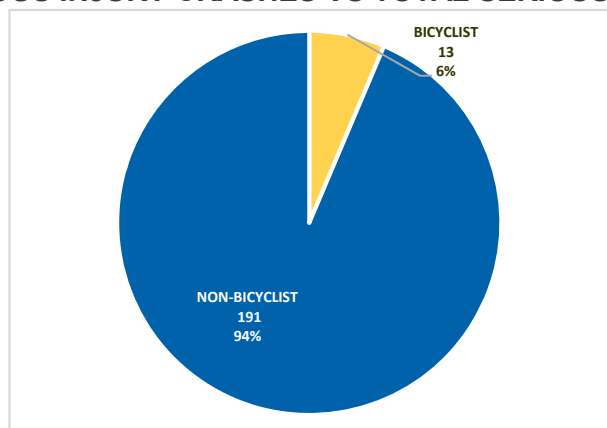


2017 Bicycle Crash Data Summary

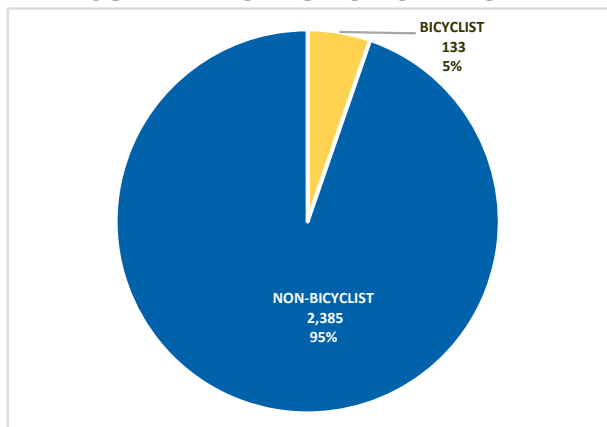
BICYCLIST FATAL CRASHES VS TOTAL FATAL CRASHES



BICYCLIST SERIOUS INJURY CRASHES VS TOTAL SERIOUS INJURY CRASHES



BICYCLIST OTHER INJURY CRASHES VS TOTAL OTHER INJURY CRASHES



NOTES:
Serious/Fatal/Other Injury in pie charts indicates crashes not persons injured.
SOURCE: 2017 CARS data (unofficial at time of report)