

# ALACHUA COUNTY

## District 2 Community Traffic Safety Program



### 2017 Aggressive Crash Data Summary

Note: This report uses Central Office methodology to categorize a crash as 'Speeding and Aggressive Driving'.

**166 Crashes • 8 Fatal • 9 Serious Injury • 29 Non-Incapacitating • 40 Possible Injury • 80 PDO\***

**TOTAL CRASHES**

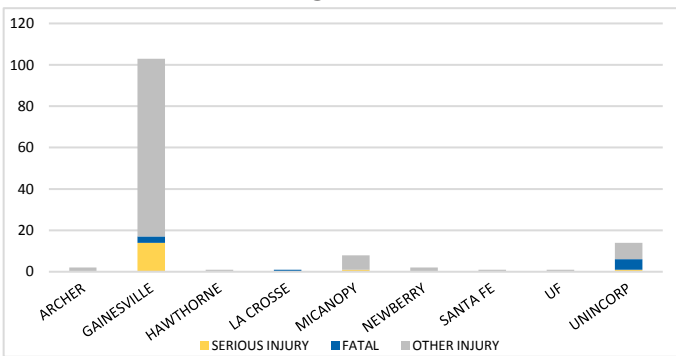
Note: Crash severity is determined from the highest injury type in the crash (i.e. if a crash had both a fatal and a serious it is determined to be a fatal crash).

\*PDO - Property Damage Only

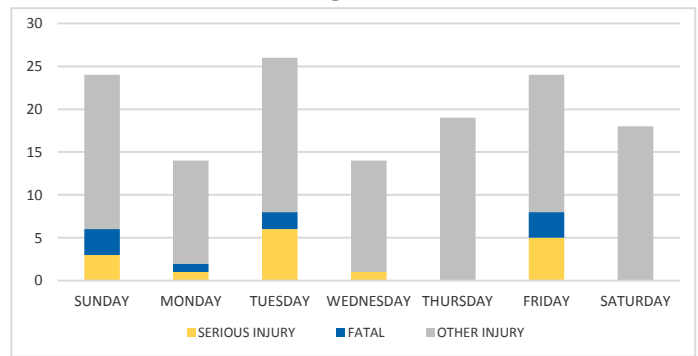
**PEOPLE INJURED**

**9 Fatalities • 16 Serious Injuries • 114 Other Injuries**

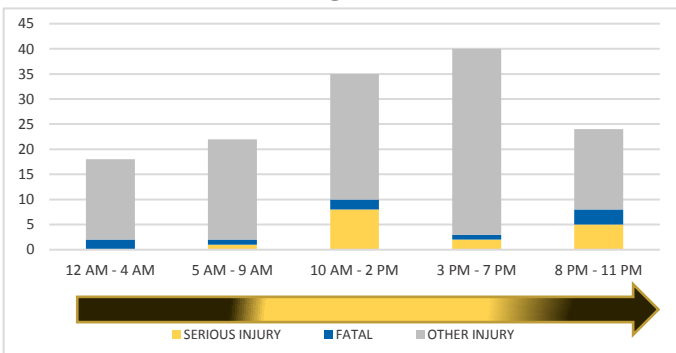
**CITY**



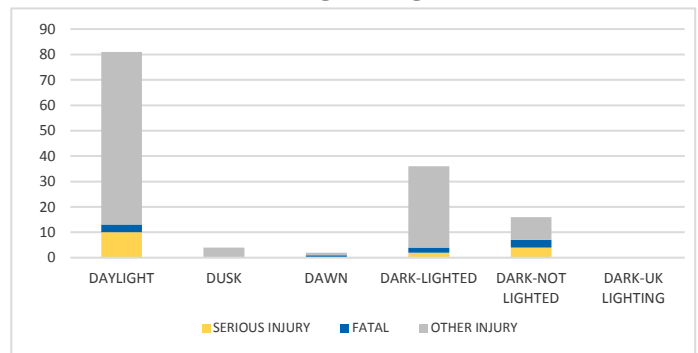
**DAY OF WEEK**



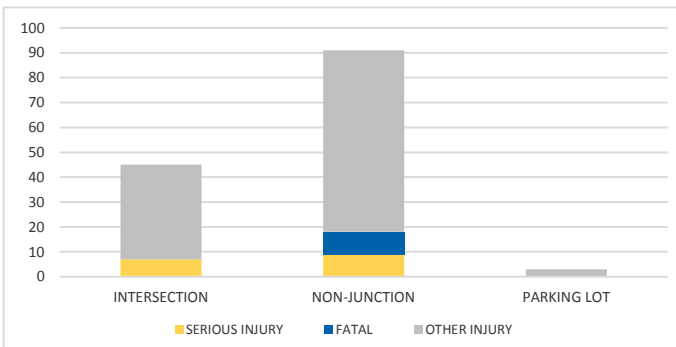
**TIME OF DAY**



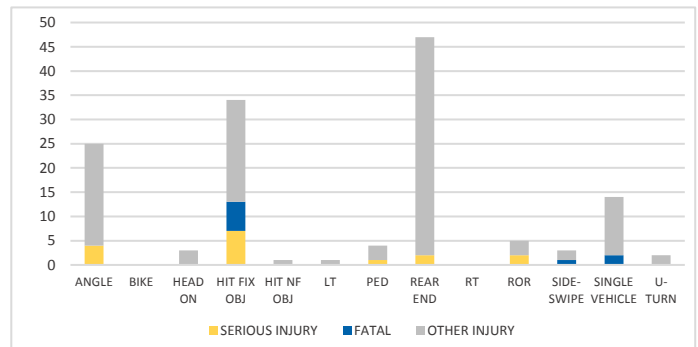
**LIGHTING**



**LOCATION ON ROADWAY**



**CRASH TYPE**



**NOTES:**

Serious/Fatal/Other Injury in graphs indicates persons not crashes.

SOURCES: 2017 CARS data (unofficial at time of report)

DATE GENERATED: 5/14/2018