

# DISTRICT 2 DISTRICTWIDE

## District 2 Community Traffic Safety Program



# 2017 Motorcycle Crash Data Summary

1,020 Crashes • 53 Fatal • 182 Serious Injury • 346 Non-Incapacitating • 202 Possible Injury • 237 PDO\*

**TOTAL  
CRASHES**

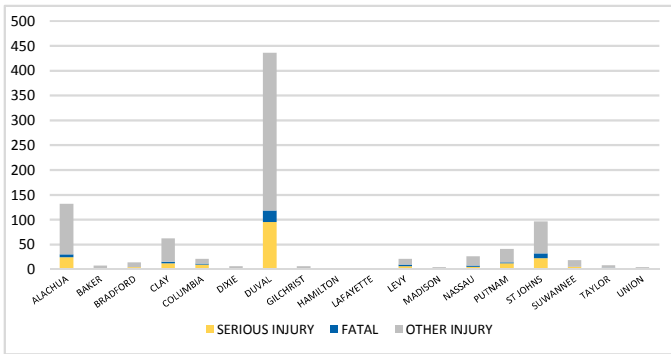
Note: Crash severity is determined from the highest injury type in the crash (i.e. if a crash had both a fatal and a serious it is determined to be a fatal crash).

\*PDO - Property Damage Only

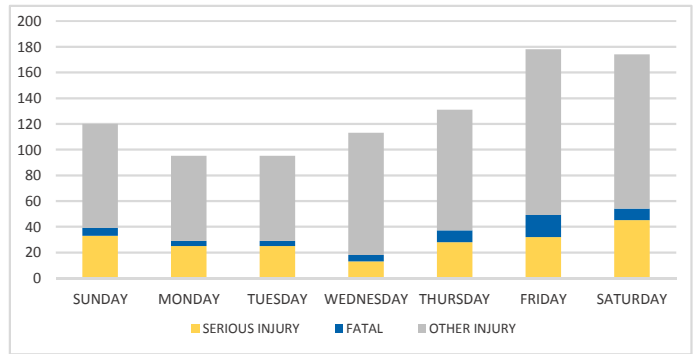
**PEOPLE  
INJURED**

54 Fatalities • 201 Serious Injuries • 651 Other Injuries

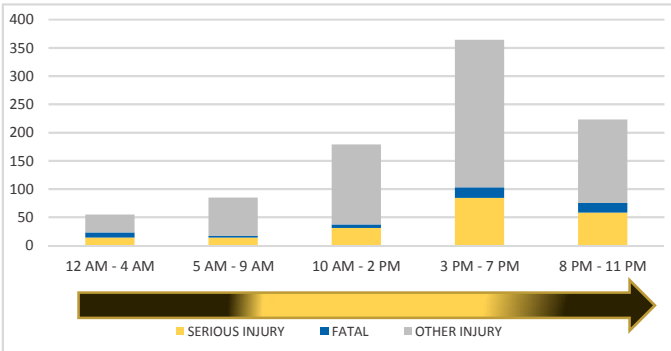
**COUNTY**



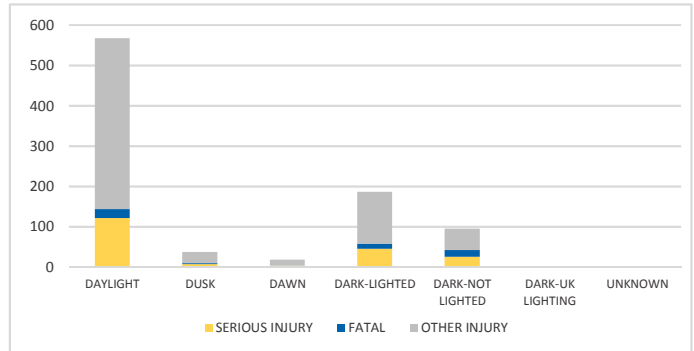
**DAY OF WEEK**



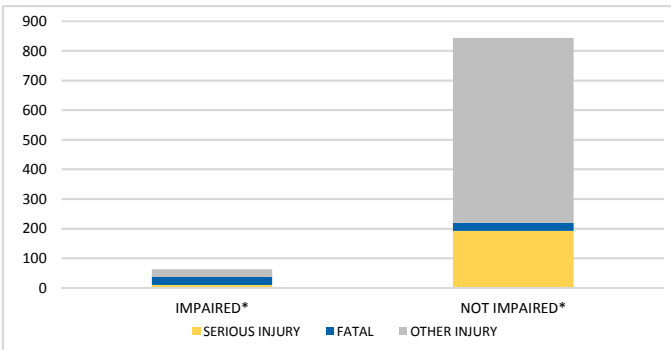
**TIME OF DAY**



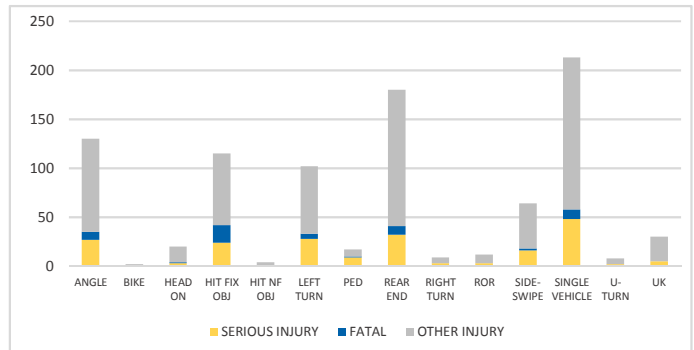
**LIGHTING**



**IMPAIRED**



**CRASH TYPE**



**NOTES:**

Serious/Fatal/Other Injury in graphs indicates persons not crashes.

SOURCES: 2017 CARS data (unofficial at time of report)

# ALACHUA COUNTY

## District 2 Community Traffic Safety Program



# 2017 Motorcycle Crash Data Summary

160 Crashes • 6 Fatal • 24 Serious Injury • 60 Non-Incapacitating • 22 Possible Injury • 48 PDO\*

**TOTAL CRASHES**

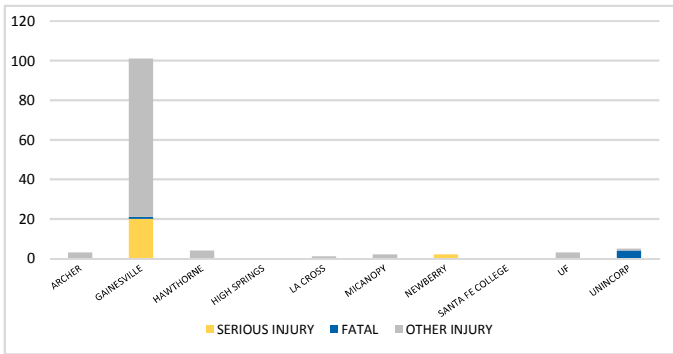
Note: Crash severity is determined from the highest injury type in the crash (i.e. if a crash had both a fatal and a serious it is determined to be a fatal crash).

\*PDO - Property Damage Only

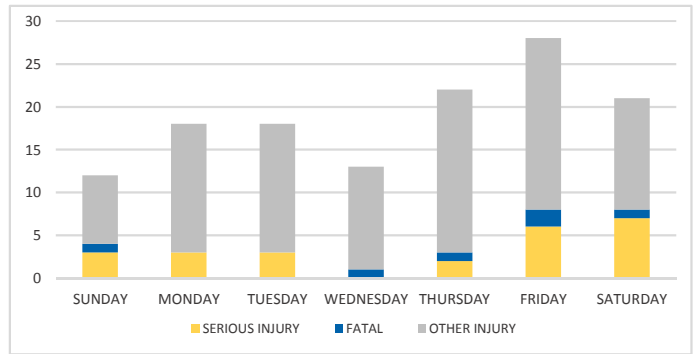
**PEOPLE INJURED**

6 Fatalities • 24 Serious Injuries • 102 Other Injuries

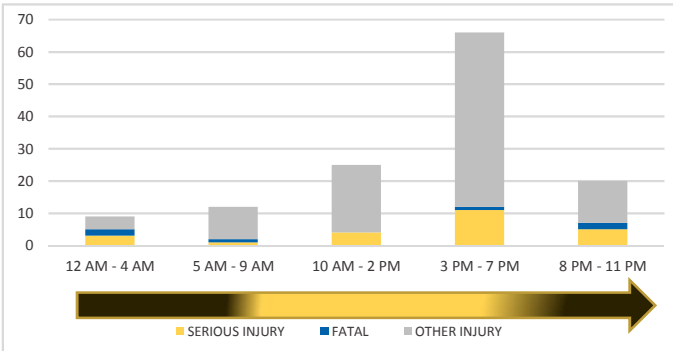
**CITY**



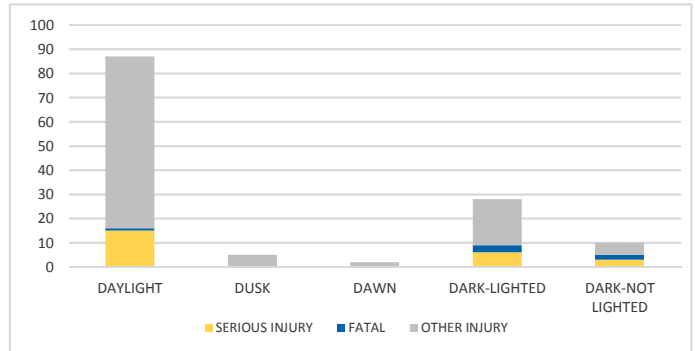
**DAY OF WEEK**



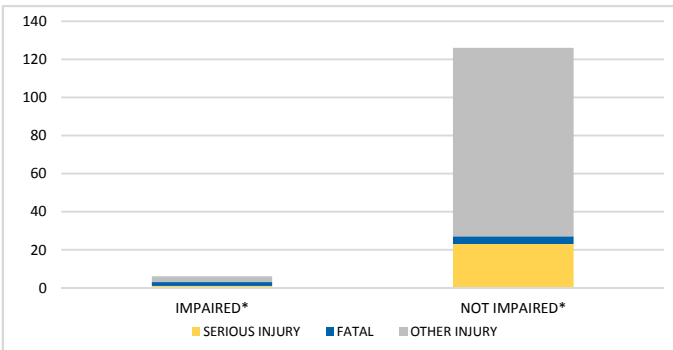
**TIME OF DAY**



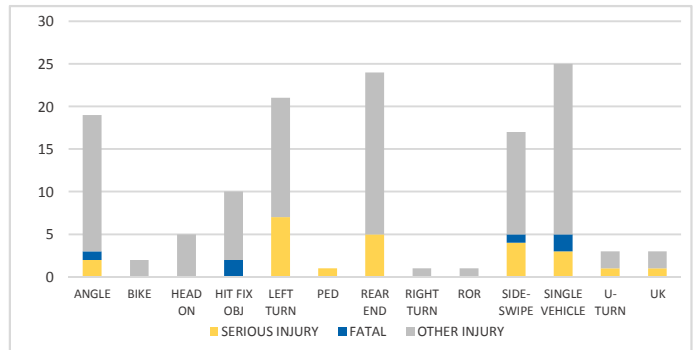
**LIGHTING**



**IMPAIRED**



**CRASH TYPE**



**NOTES:**

Serious/Fatal/Other Injury in graphs indicates persons not crashes.

SOURCES: 2017 CARS data (unofficial at time of report)

# BAKER COUNTY

## District 2 Community Traffic Safety Program



# 2017 Motorcycle Crash Data Summary

7 Crashes • 0 Fatal • 1 Serious Injury • 5 Non-Incapacitating • 1 Possible Injury • 0 PDO\*

**TOTAL  
CRASHES**

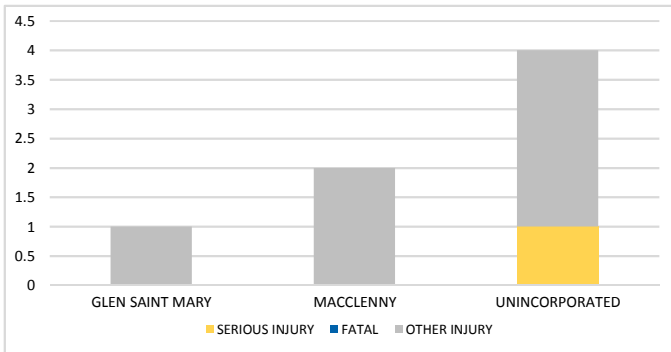
Note: Crash severity is determined from the highest injury type in the crash (i.e. if a crash had both a fatal and a serious it is determined to be a fatal crash).

\*PDO - Property Damage Only

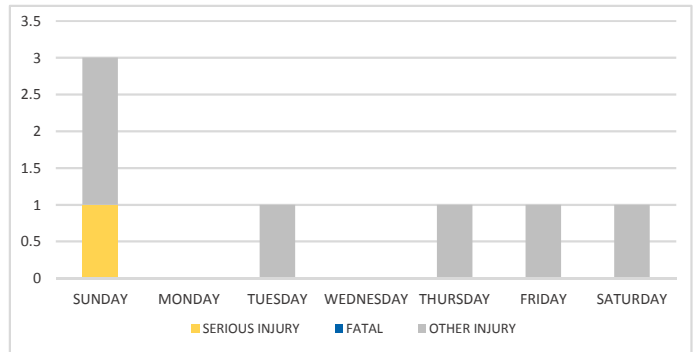
**PEOPLE  
INJURED**

0 Fatalities • 1 Serious Injuries • 6 Other Injuries

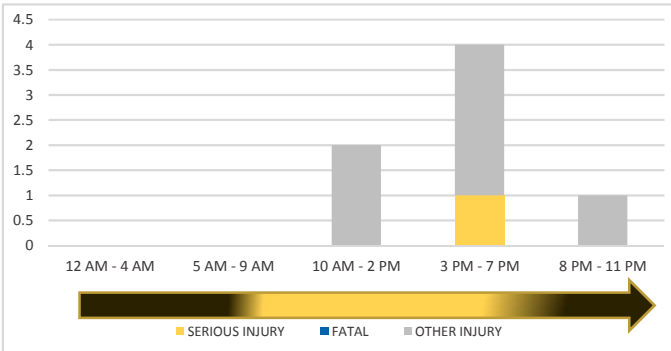
**CITY**



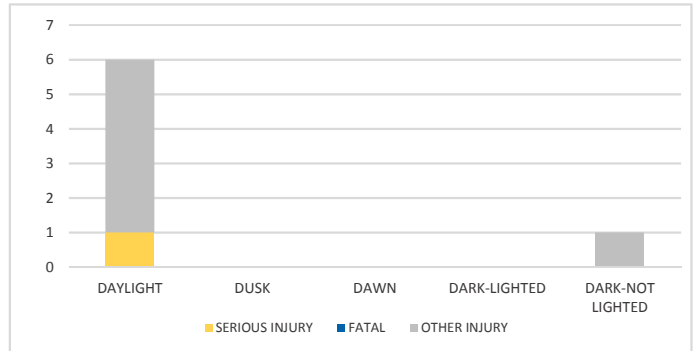
**DAY OF WEEK**



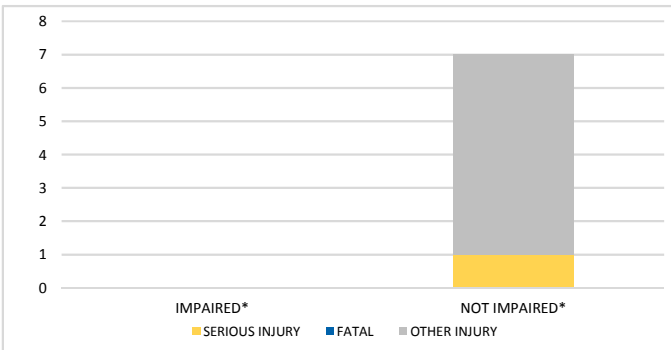
**TIME OF DAY**



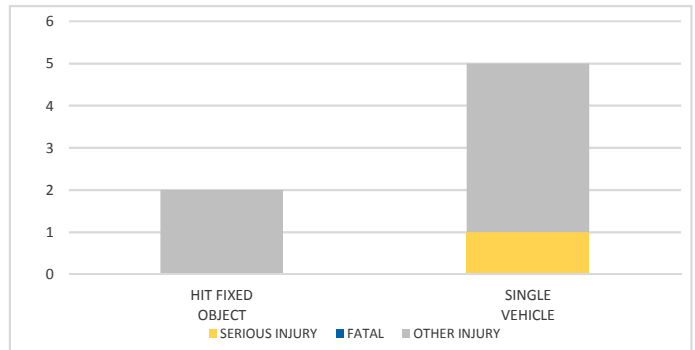
**LIGHTING**



**IMPAIRED**



**CRASH TYPE**



**NOTES:**

Serious/Fatal/Other Injury in graphs indicates persons not crashes.

SOURCES: 2017 CARS data (unofficial at time of report)

# BRADFORD COUNTY

## District 2 Community Traffic Safety Program



# 2017 Motorcycle Crash Data Summary

11 Crashes • 0 Fatal • 3 Serious Injury • 5 Non-Incapacitating • 3 Possible Injury • 0 PDO\*

**TOTAL  
CRASHES**

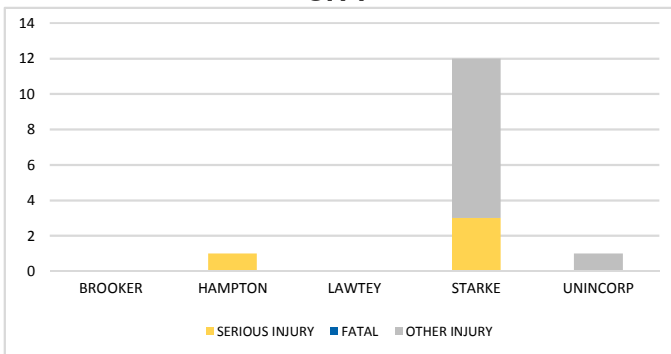
Note: Crash severity is determined from the highest injury type in the crash (i.e. if a crash had both a fatal and a serious it is determined to be a fatal crash).

\*PDO - Property Damage Only

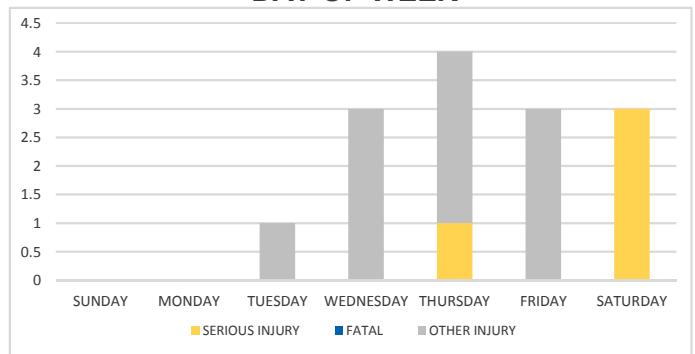
**PEOPLE  
INJURED**

0 Fatalities • 4 Serious Injuries • 10 Other Injuries

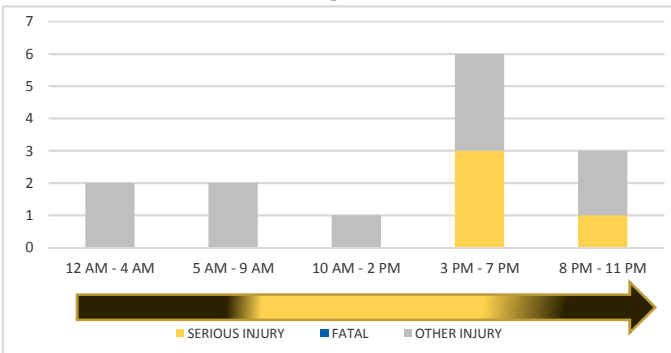
**CITY**



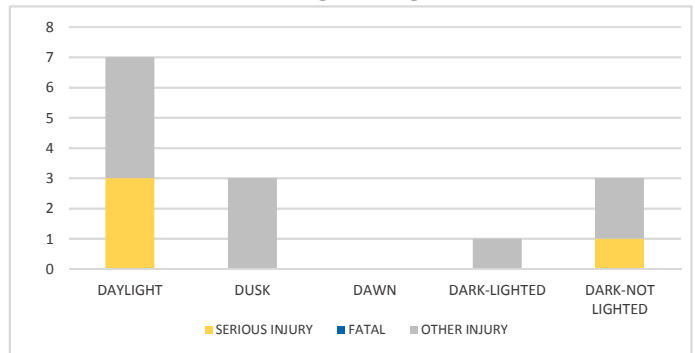
**DAY OF WEEK**



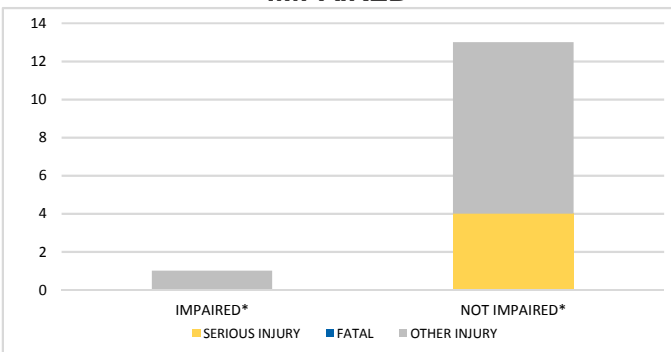
**TIME OF DAY**



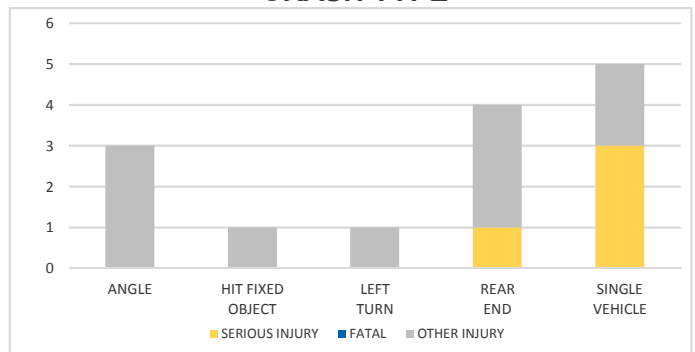
**LIGHTING**



**IMPAIRED**



**CRASH TYPE**



**NOTES:**

Serious/Fatal/Other Injury in graphs indicates persons not crashes.

SOURCES: 2017 CARS data (unofficial at time of report)

# CLAY COUNTY

## District 2 Community Traffic Safety Program



# 2017 Motorcycle Crash Data Summary

67 Crashes • 3 Fatal • 11 Serious Injury • 21 Non-Incapacitating • 20 Possible Injury • 12 PDO\*

**TOTAL  
CRASHES**

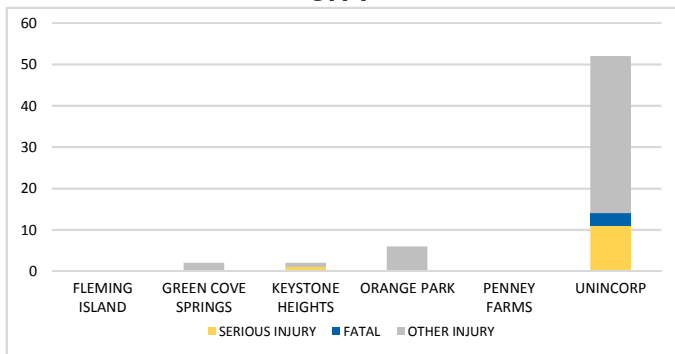
Note: Crash severity is determined from the highest injury type in the crash (i.e. if a crash had both a fatal and a serious it is determined to be a fatal crash).

\*PDO - Property Damage Only

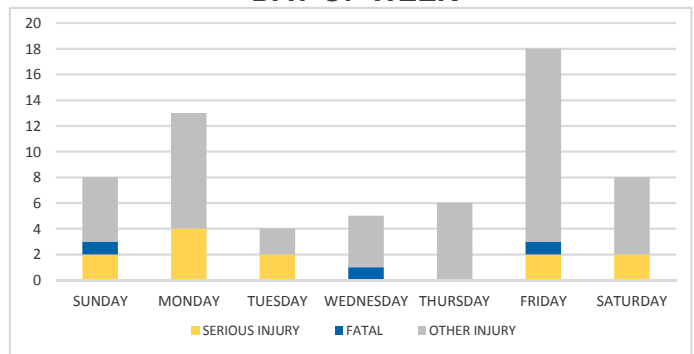
**PEOPLE  
INJURED**

3 Fatalities • 12 Serious Injuries • 47 Other Injuries

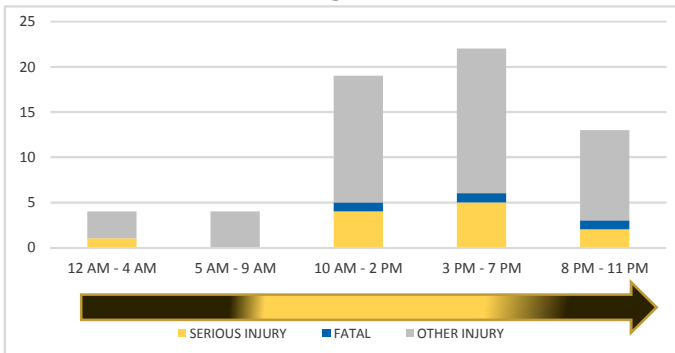
**CITY**



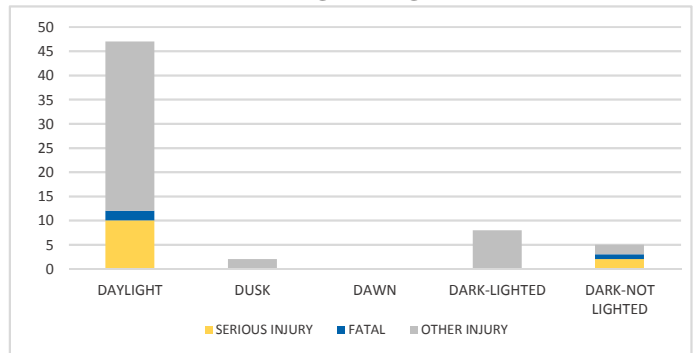
**DAY OF WEEK**



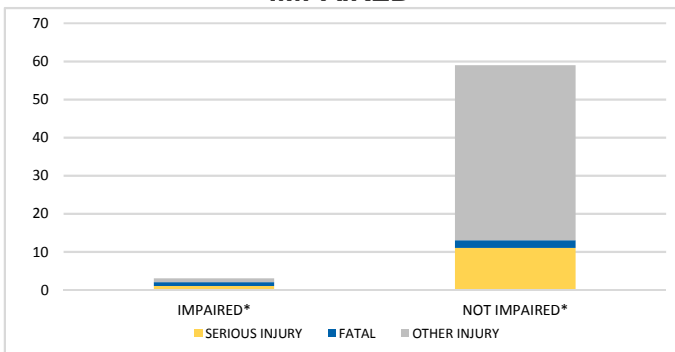
**TIME OF DAY**



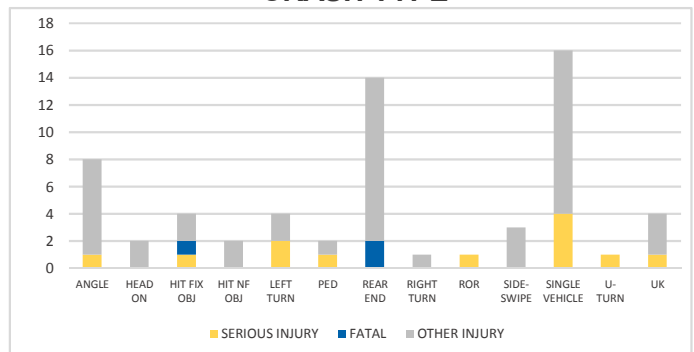
**LIGHTING**



**IMPAIRED**



**CRASH TYPE**



**NOTES:**

Serious/Fatal/Other Injury in graphs indicates persons not crashes.

SOURCES: 2017 CARS data (unofficial at time of report)

# COLUMBIA COUNTY

## District 2 Community Traffic Safety Program



# 2017 Motorcycle Crash Data Summary

21 Crashes • 2 Fatal • 6 Serious Injury • 6 Non-Incapacitating • 2 Possible Injury • 5 PDO\*

**TOTAL  
CRASHES**

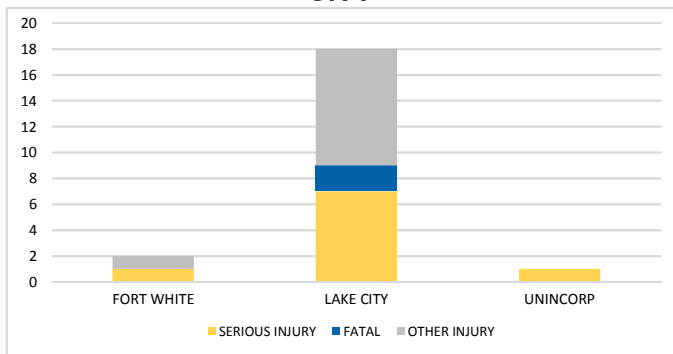
Note: Crash severity is determined from the highest injury type in the crash (i.e. if a crash had both a fatal and a serious it is determined to be a fatal crash).

\*PDO - Property Damage Only

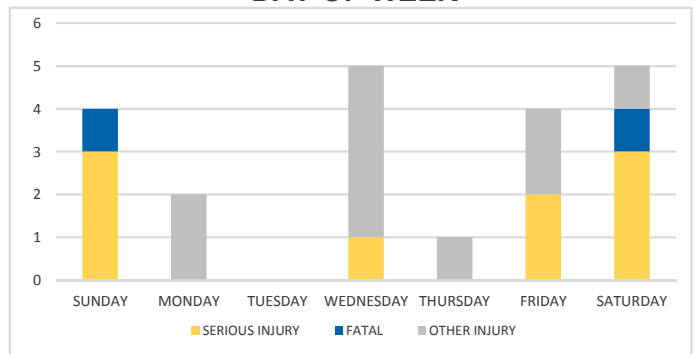
**PEOPLE  
INJURED**

2 Fatalities • 9 Serious Injuries • 10 Other Injuries

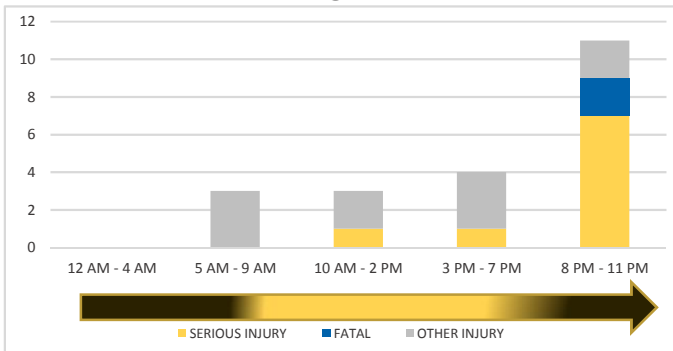
**CITY**



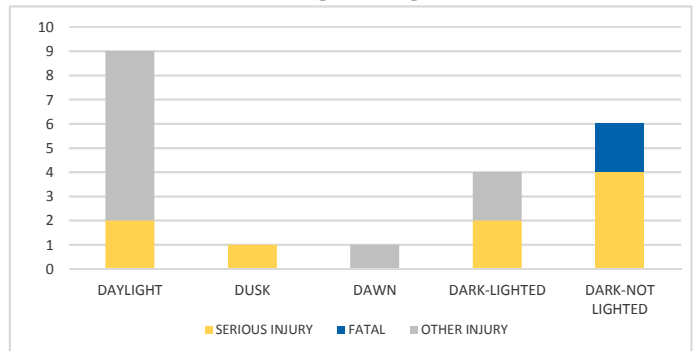
**DAY OF WEEK**



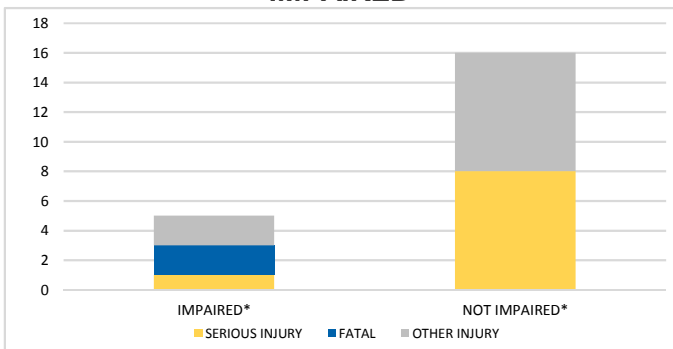
**TIME OF DAY**



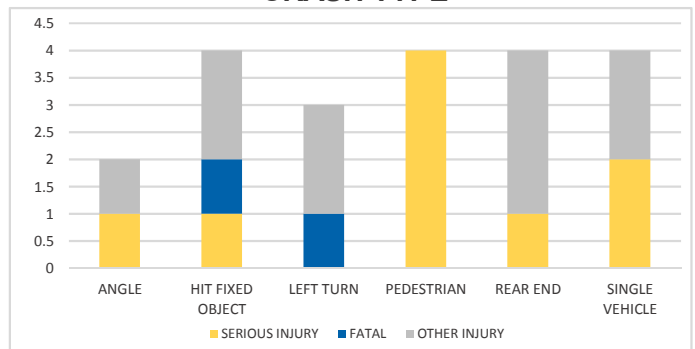
**LIGHTING**



**IMPAIRED**



**CRASH TYPE**



**NOTES:**

Serious/Fatal/Other Injury in graphs indicates persons not crashes.

SOURCES: 2017 CARS data (unofficial at time of report)

# DIXIE COUNTY

## District 2 Community Traffic Safety Program



# 2017 Motorcycle Crash Data Summary

4 Crashes • 0 Fatal • 0 Serious Injury • 4 Non-Incapacitating • 0 Possible Injury • 0 PDO\*

**TOTAL  
CRASHES**

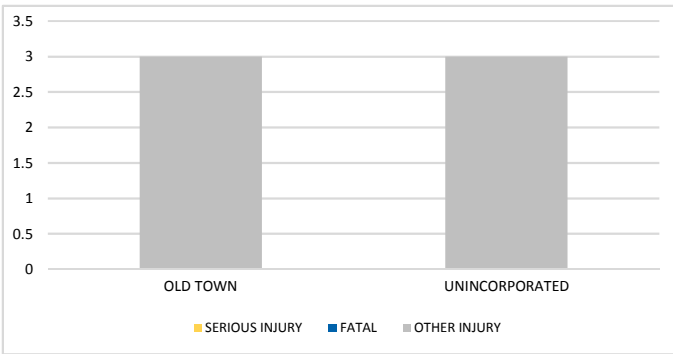
Note: Crash severity is determined from the highest injury type in the crash (i.e. if a crash had both a fatal and a serious it is determined to be a fatal crash).

\*PDO - Property Damage Only

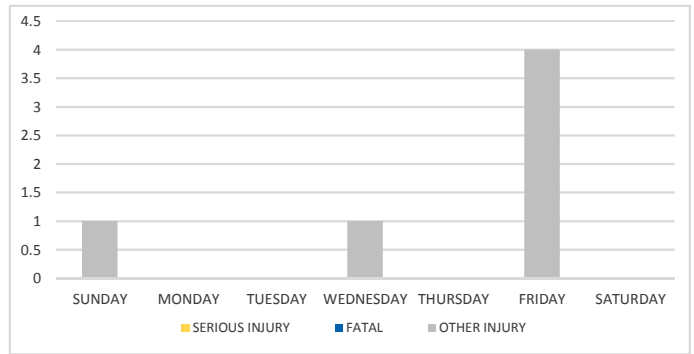
**PEOPLE  
INJURED**

0 Fatalities • 0 Serious Injuries • 6 Other Injuries

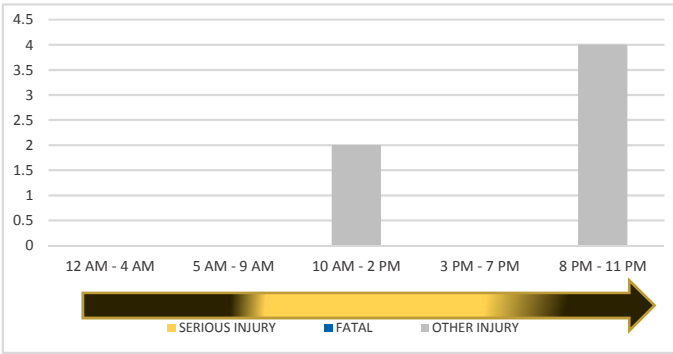
**CITY**



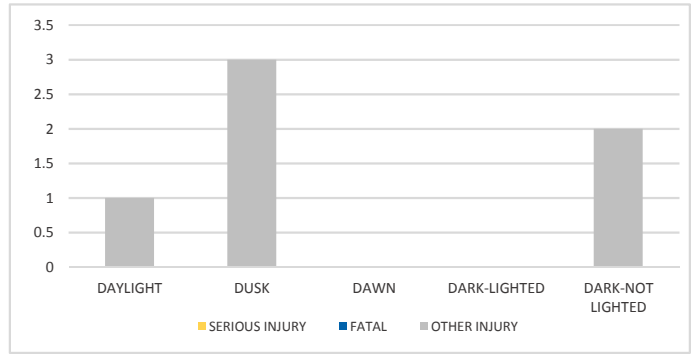
**DAY OF WEEK**



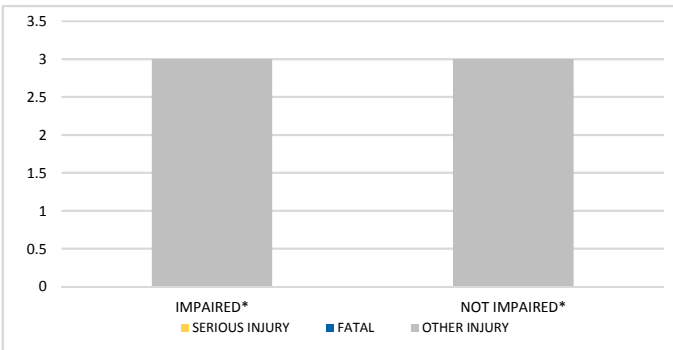
**TIME OF DAY**



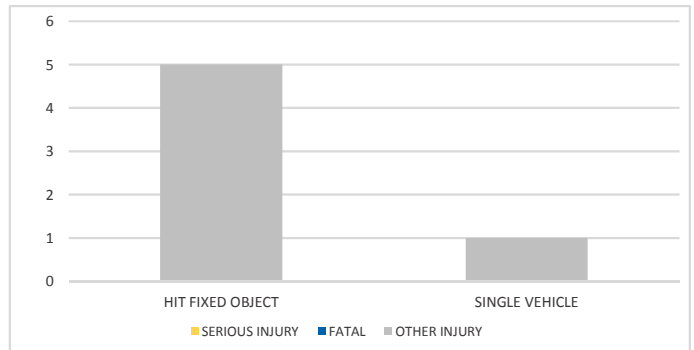
**LIGHTING**



**IMPAIRED**



**CRASH TYPE**



**NOTES:**

Serious/Fatal/Other Injury in graphs indicates persons not crashes.

SOURCES: 2017 CARS data (unofficial at time of report)

# DUVAL COUNTY

## District 2 Community Traffic Safety Program



# 2017 Motorcycle Crash Data Summary

527 Crashes • 23 Fatal • 91 Serious Injury • 160 Non-Incapacitating • 112 Possible Injury • 141 PDO\*

**TOTAL  
CRASHES**

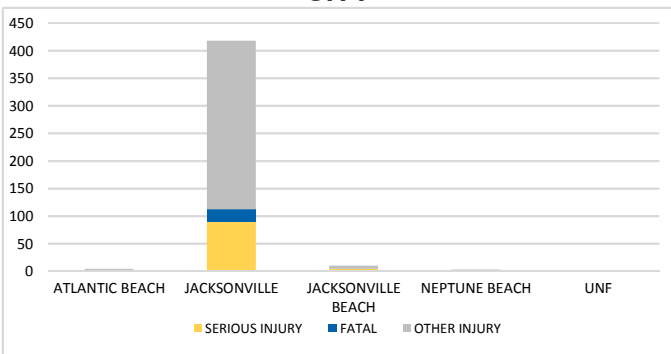
Note: Crash severity is determined from the highest injury type in the crash (i.e. if a crash had both a fatal and a serious it is determined to be a fatal crash).

\*PDO - Property Damage Only

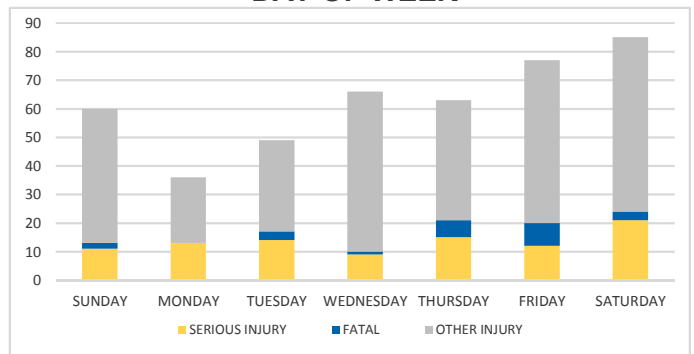
**PEOPLE  
INJURED**

23 Fatalities • 95 Serious Injuries • 318 Other Injuries

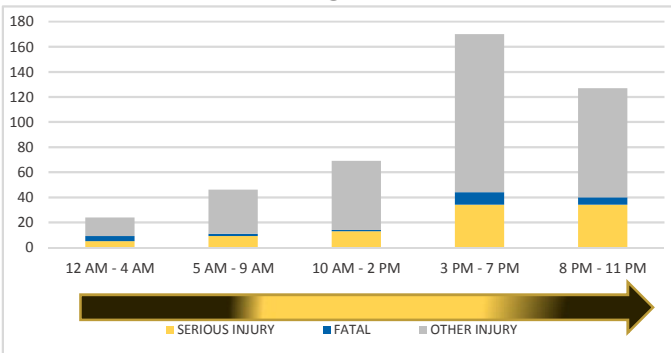
**CITY**



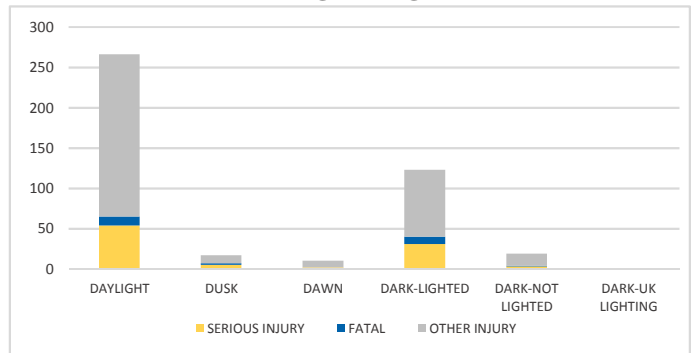
**DAY OF WEEK**



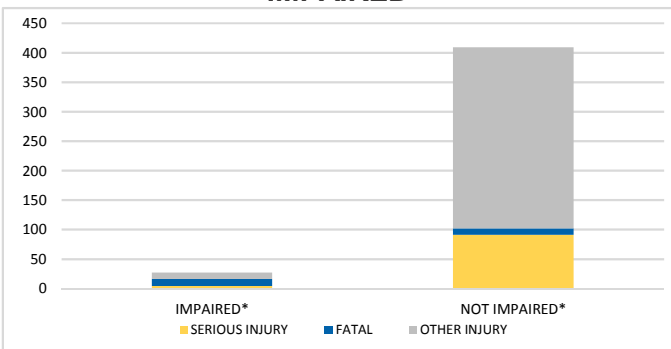
**TIME OF DAY**



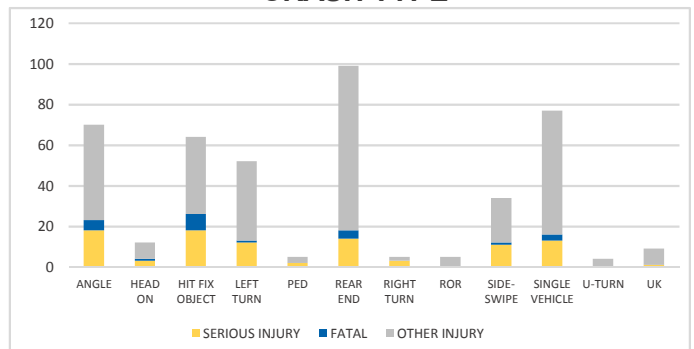
**LIGHTING**



**IMPAIRED**



**CRASH TYPE**



**NOTES:**

Serious/Fatal/Other Injury in graphs indicates persons not crashes.

SOURCES: 2017 CARS data (unofficial at time of report)



# GILCHRIST COUNTY

## District 2 Community Traffic Safety Program



# 2017 Motorcycle Crash Data Summary

8 Crashes • 2 Fatal • 0 Serious Injury • 1 Non-Incapacitating • 2 Possible Injury • 3 PDO\*

**TOTAL  
CRASHES**

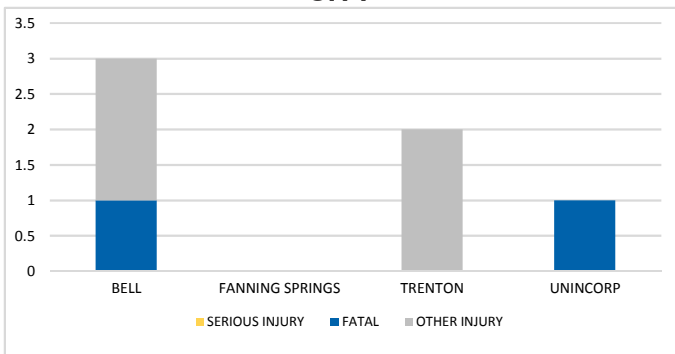
Note: Crash severity is determined from the highest injury type in the crash (i.e. if a crash had both a fatal and a serious it is determined to be a fatal crash).

\*PDO - Property Damage Only

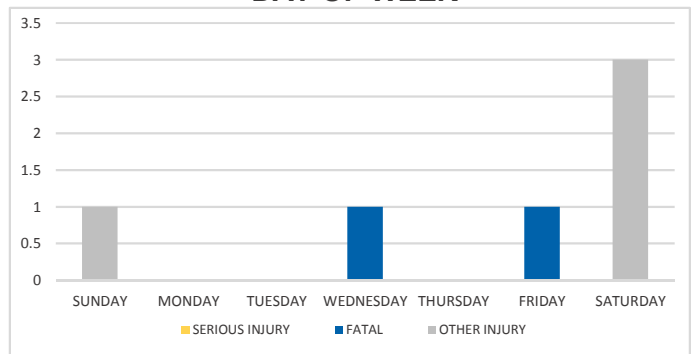
**PEOPLE  
INJURED**

2 Fatalities • 0 Serious Injuries • 4 Other Injuries

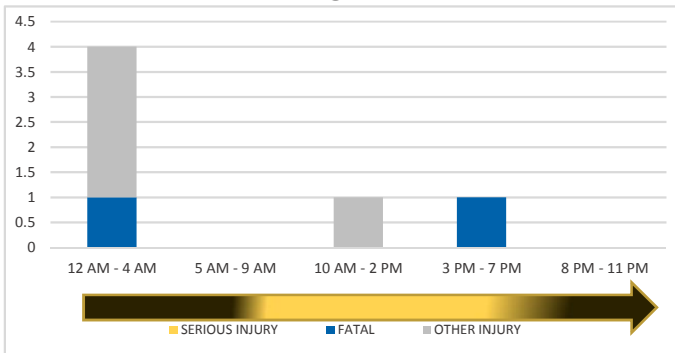
**CITY**



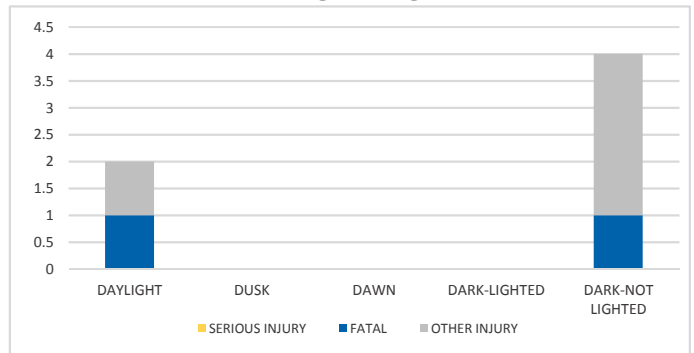
**DAY OF WEEK**



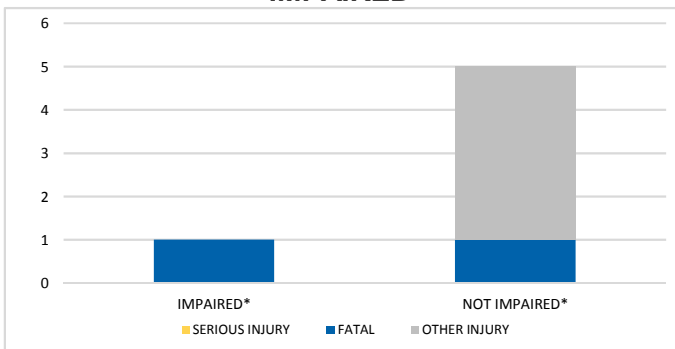
**TIME OF DAY**



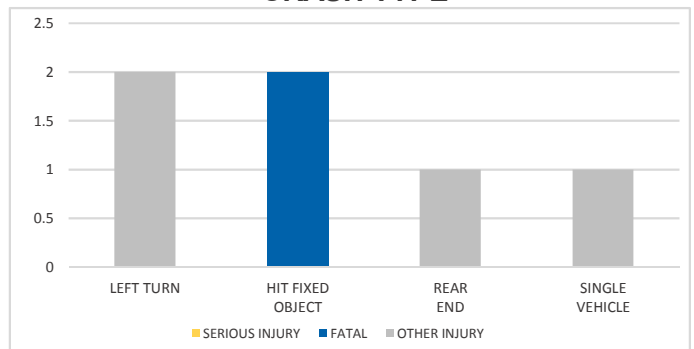
**LIGHTING**



**IMPAIRED**



**CRASH TYPE**



**NOTES:**

Serious/Fatal/Other Injury in graphs indicates persons not crashes.

SOURCES: 2017 CARS data (unofficial at time of report)

# HAMILTON COUNTY

## District 2 Community Traffic Safety Program



# 2017 Motorcycle Crash Data Summary

2 Crashes • 0 Fatal • 0 Serious Injury • 1 Non-Incapacitating • 1 Possible Injury • 0 PDO\*

**TOTAL  
CRASHES**

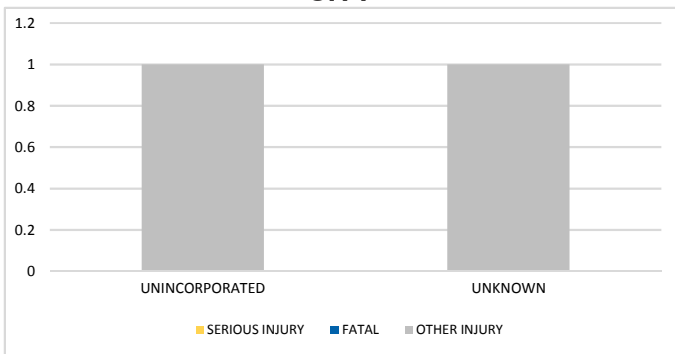
Note: Crash severity is determined from the highest injury type in the crash (i.e. if a crash had both a fatal and a serious it is determined to be a fatal crash).

\*PDO - Property Damage Only

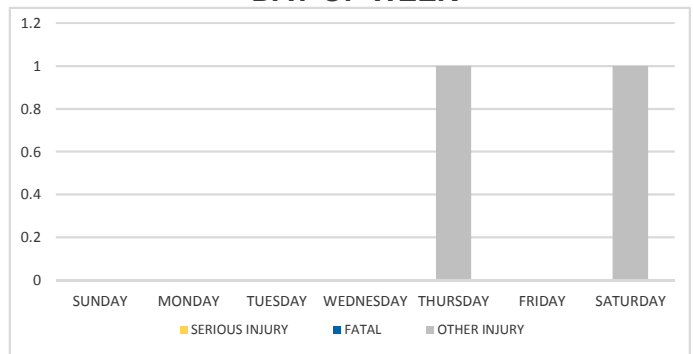
**PEOPLE  
INJURED**

0 Fatalities • 0 Serious Injuries • 2 Other Injuries

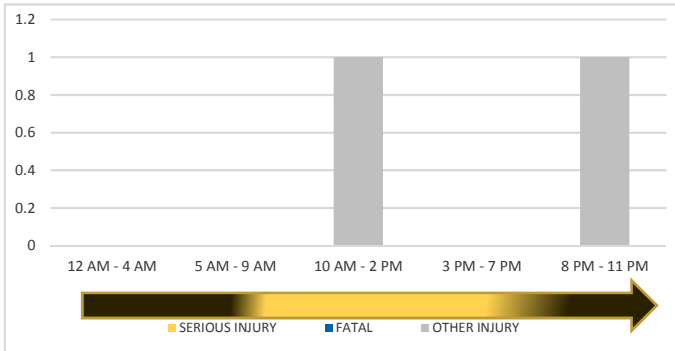
**CITY**



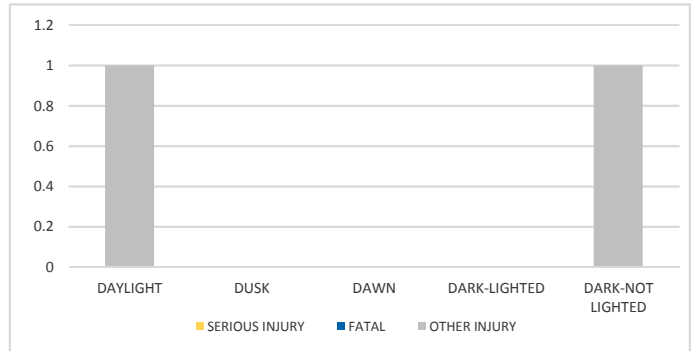
**DAY OF WEEK**



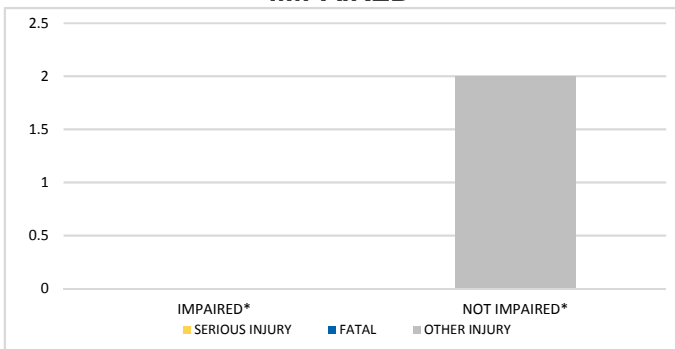
**TIME OF DAY**



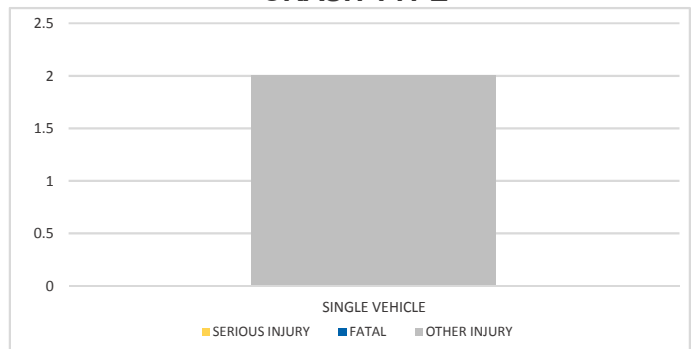
**LIGHTING**



**IMPAIRED**



**CRASH TYPE**



**NOTES:**

Serious/Fatal/Other Injury in graphs indicates persons not crashes.

SOURCES: 2017 CARS data (unofficial at time of report)

# LAFAYETTE COUNTY

## District 2 Community Traffic Safety Program



# 2017 Motorcycle Crash Data Summary

2 Crashes • 0 Fatal • 2 Serious Injury • 0 Non-Incapacitating • 0 Possible Injury • 0 PDO\*

**TOTAL  
CRASHES**

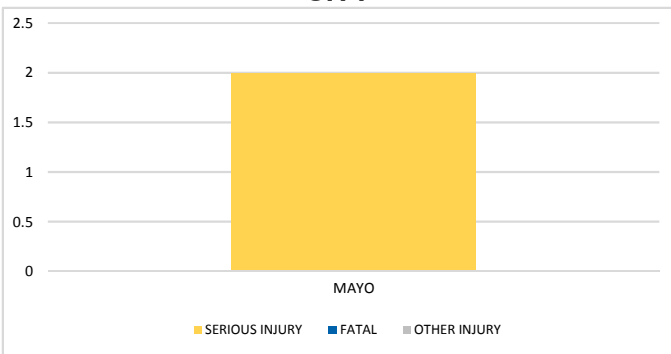
Note: Crash severity is determined from the highest injury type in the crash (i.e. if a crash had both a fatal and a serious it is determined to be a fatal crash).

\*PDO - Property Damage Only

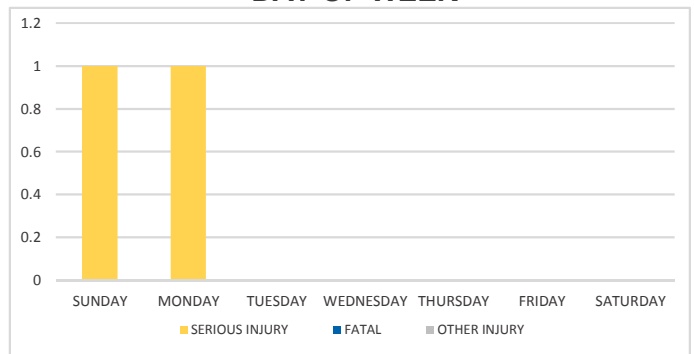
**PEOPLE  
INJURED**

0 Fatalities • 2 Serious Injuries • 0 Other Injuries

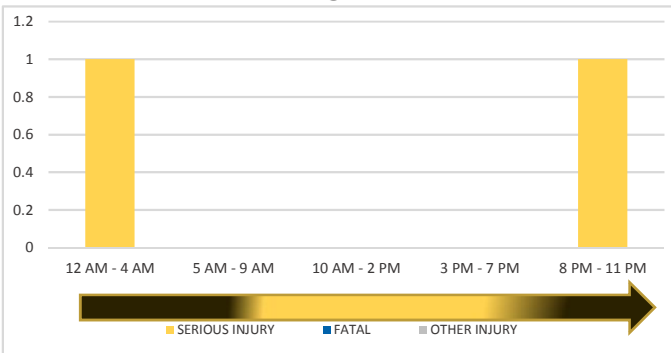
**CITY**



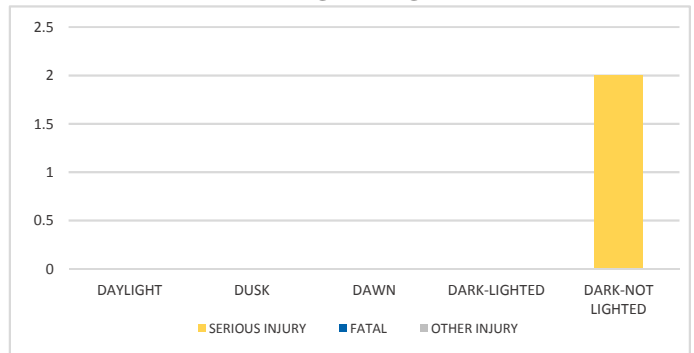
**DAY OF WEEK**



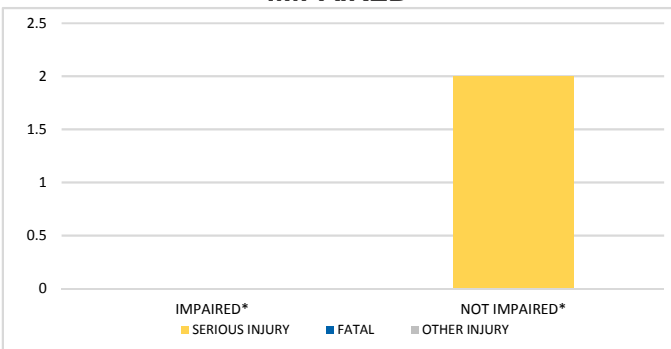
**TIME OF DAY**



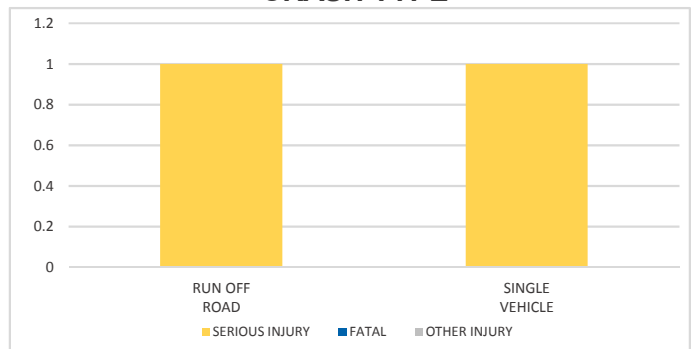
**LIGHTING**



**IMPAIRED**



**CRASH TYPE**



**NOTES:**

Serious/Fatal/Other Injury in graphs indicates persons not crashes.

SOURCES: 2017 CARS data (unofficial at time of report)

DATE GENERATED: 6/1/2018

# LEVY COUNTY

## District 2 Community Traffic Safety Program



# 2017 Motorcycle Crash Data Summary

20 Crashes • 3 Fatal • 5 Serious Injury • 5 Non-Incapacitating • 4 Possible Injury • 3 PDO\*

**TOTAL  
CRASHES**

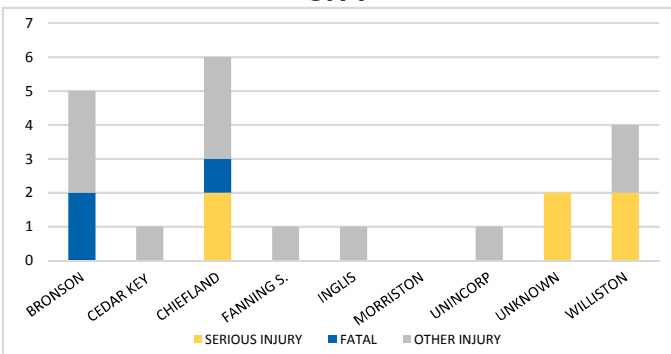
Note: Crash severity is determined from the highest injury type in the crash (i.e. if a crash had both a fatal and a serious it is determined to be a fatal crash).

\*PDO - Property Damage Only

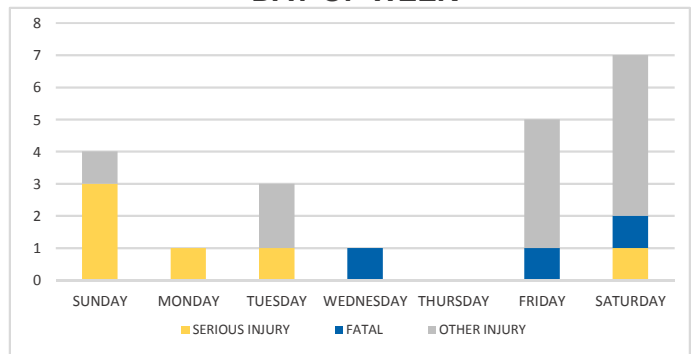
**PEOPLE  
INJURED**

3 Fatalities • 6 Serious Injuries • 12 Other Injuries

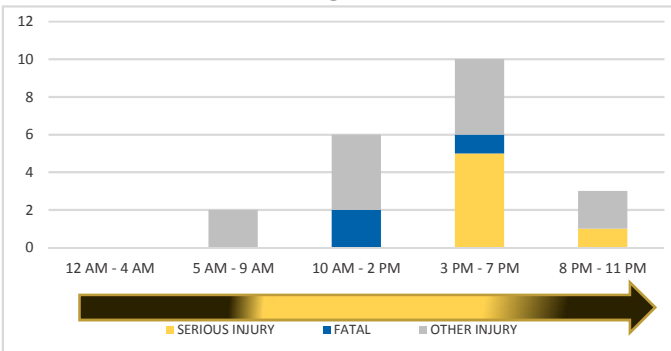
**CITY**



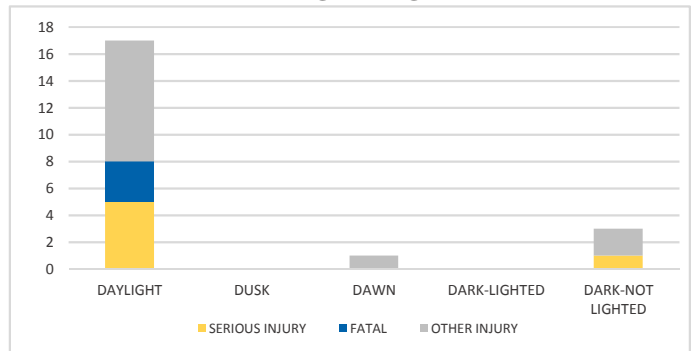
**DAY OF WEEK**



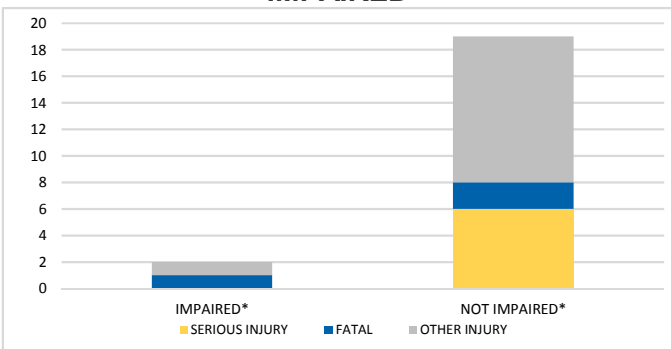
**TIME OF DAY**



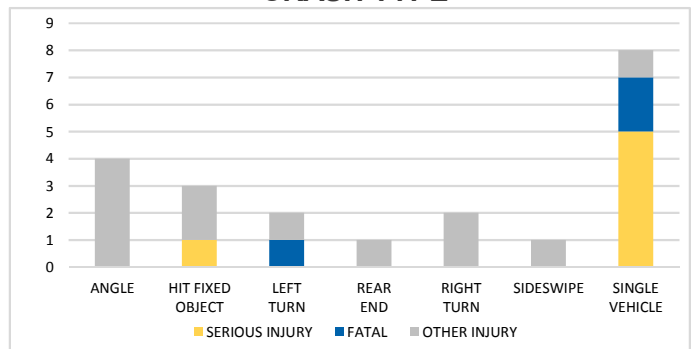
**LIGHTING**



**IMPAIRED**



**CRASH TYPE**



**NOTES:**

Serious/Fatal/Other Injury in graphs indicates persons not crashes.

SOURCES: 2017 CARS data (unofficial at time of report)

# MADISON COUNTY

## District 2 Community Traffic Safety Program



# 2017 Motorcycle Crash Data Summary

5 Crashes • 0 Fatal • 1 Serious Injury • 2 Non-Incapacitating • 1 Possible Injury • 1 PDO\*

**TOTAL  
CRASHES**

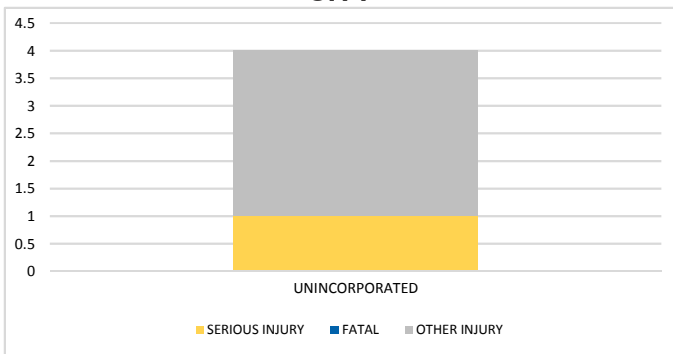
Note: Crash severity is determined from the highest injury type in the crash (i.e. if a crash had both a fatal and a serious it is determined to be a fatal crash).

\*PDO - Property Damage Only

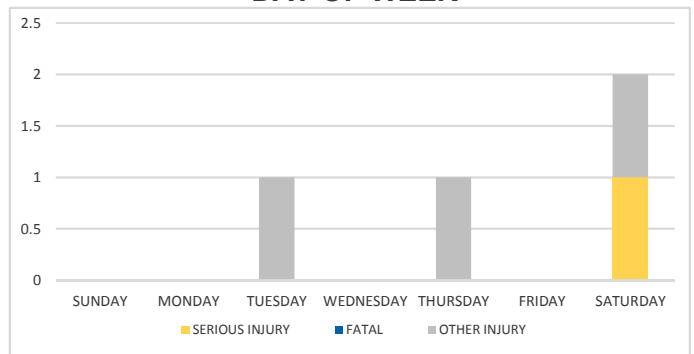
**PEOPLE  
INJURED**

0 Fatalities • 1 Serious Injuries • 3 Other Injuries

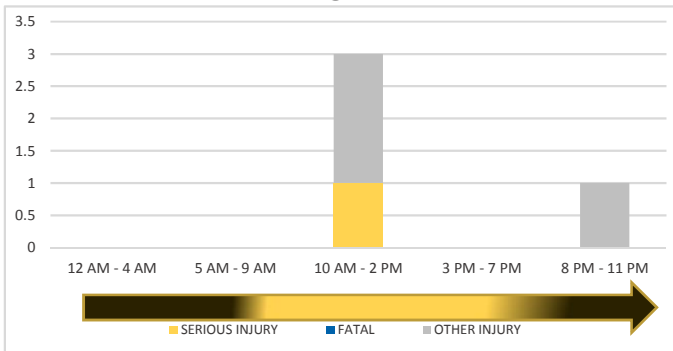
**CITY**



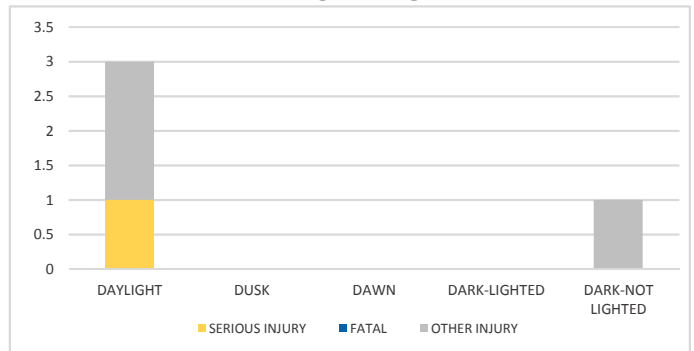
**DAY OF WEEK**



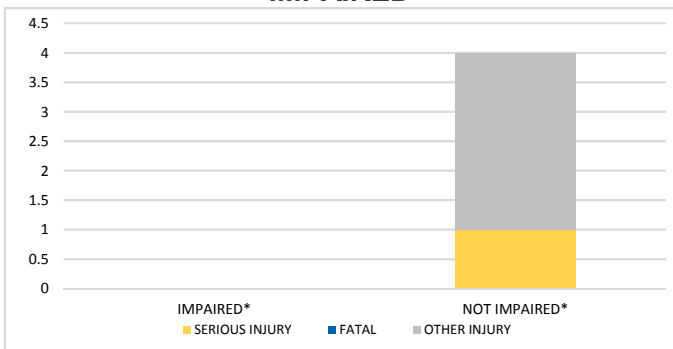
**TIME OF DAY**



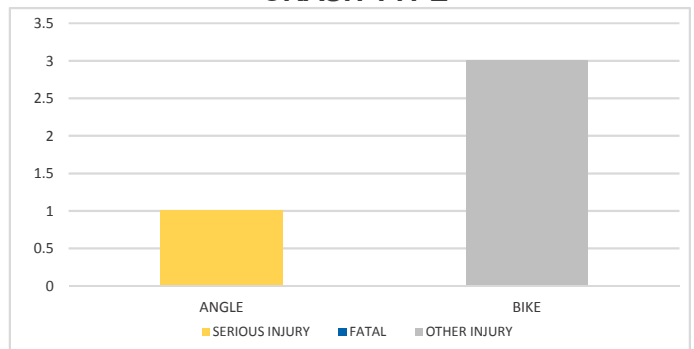
**LIGHTING**



**IMPAIRED**



**CRASH TYPE**



**NOTES:**

Serious/Fatal/Other Injury in graphs indicates persons not crashes.

SOURCES: 2017 CARS data (unofficial at time of report)

DATE GENERATED: 6/1/2018

# NASSAU COUNTY

## District 2 Community Traffic Safety Program



# 2017 Motorcycle Crash Data Summary

28 Crashes • 2 Fatal • 4 Serious Injury • 12 Non-Incapacitating • 4 Possible Injury • 6 PDO\*

**TOTAL  
CRASHES**

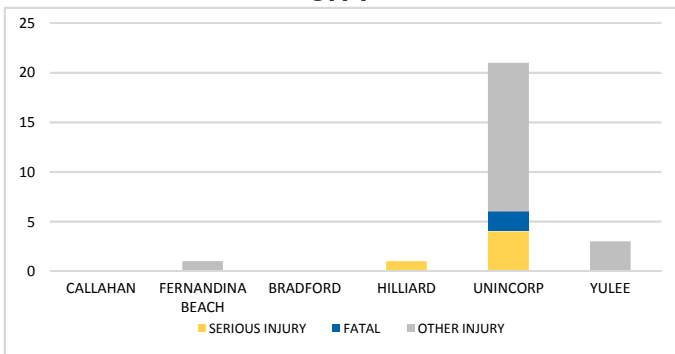
Note: Crash severity is determined from the highest injury type in the crash (i.e. if a crash had both a fatal and a serious it is determined to be a fatal crash).

\*PDO - Property Damage Only

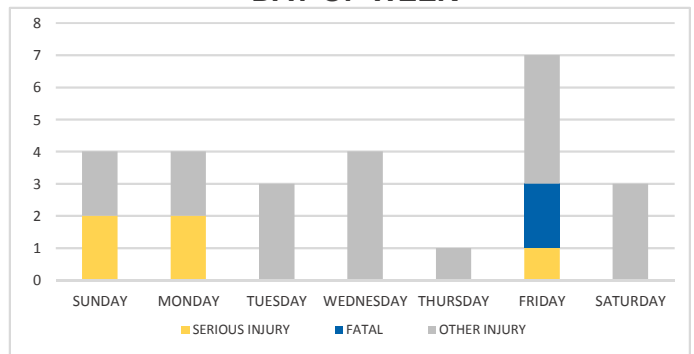
**PEOPLE  
INJURED**

2 Fatalities • 5 Serious Injuries • 19 Other Injuries

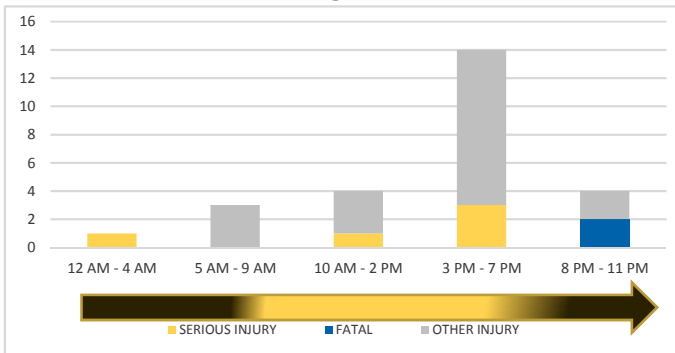
**CITY**



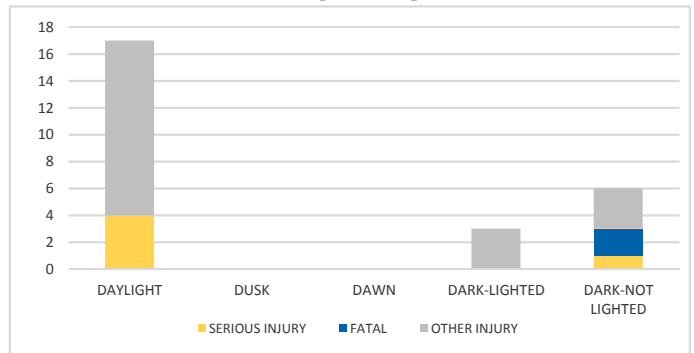
**DAY OF WEEK**



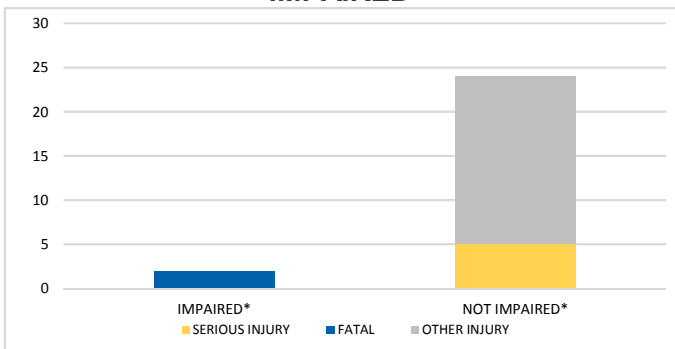
**TIME OF DAY**



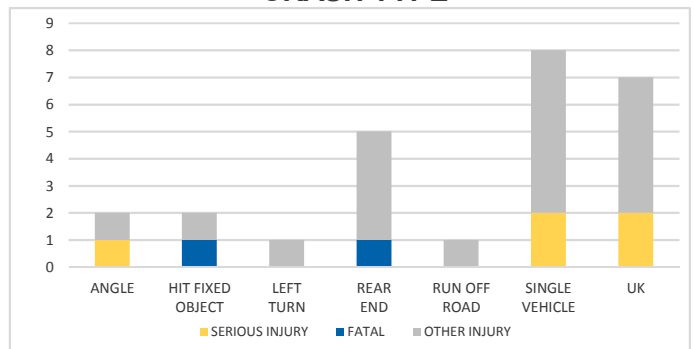
**LIGHTING**



**IMPAIRED**



**CRASH TYPE**



**NOTES:**

Serious/Fatal/Other Injury in graphs indicates persons not crashes.

SOURCES: 2017 CARS data (unofficial at time of report)

# PUTNAM COUNTY

## District 2 Community Traffic Safety Program



# 2017 Motorcycle Crash Data Summary

37 Crashes • 2 Fatal • 10 Serious Injury • 14 Non-Incapacitating • 7 Possible Injury • 4 PDO\*

**TOTAL  
CRASHES**

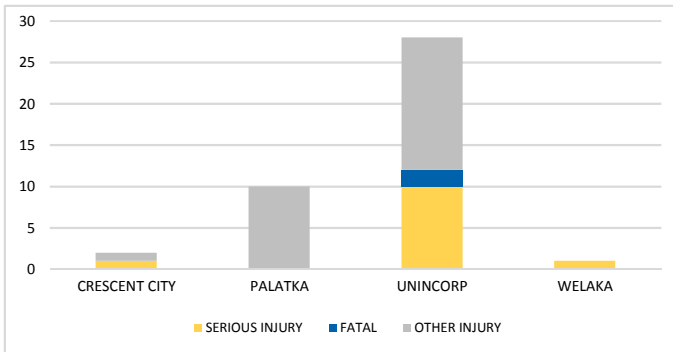
Note: Crash severity is determined from the highest injury type in the crash (i.e. if a crash had both a fatal and a serious it is determined to be a fatal crash).

\*PDO - Property Damage Only

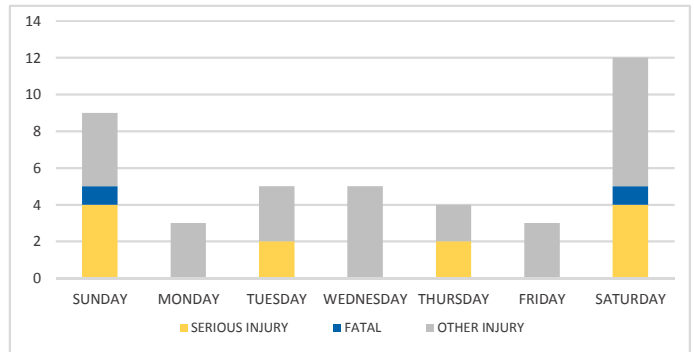
**PEOPLE  
INJURED**

2 Fatalities • 12 Serious Injuries • 27 Other Injuries

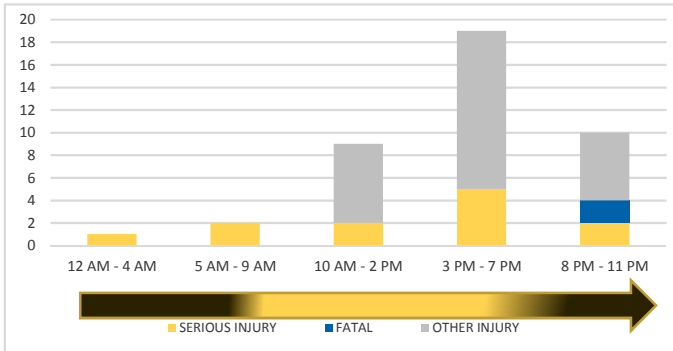
**CITY**



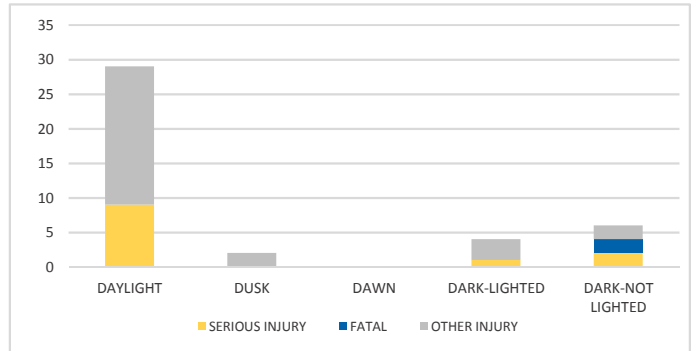
**DAY OF WEEK**



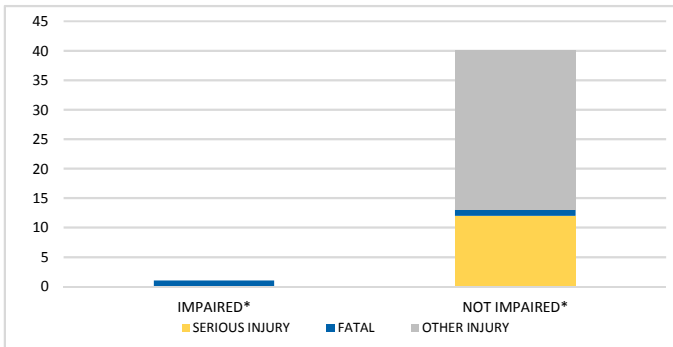
**TIME OF DAY**



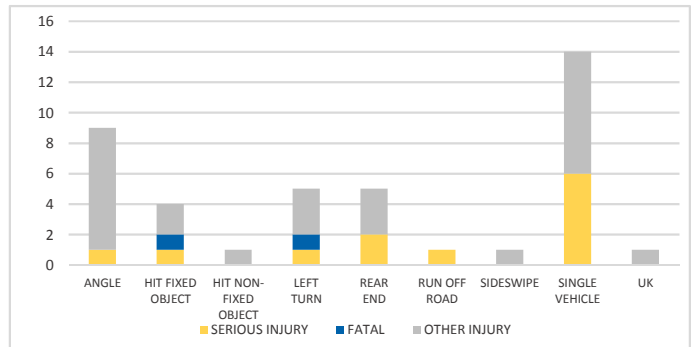
**LIGHTING**



**IMPAIRED**



**CRASH TYPE**



**NOTES:**

Serious/Fatal/Other Injury in graphs indicates persons not crashes.

SOURCES: 2017 CARS data (unofficial at time of report)

# ST JOHNS COUNTY

## District 2 Community Traffic Safety Program



# 2017 Motorcycle Crash Data Summary

91 Crashes • 9 Fatal • 18 Serious Injury • 36 Non-Incapacitating • 19 Possible Injury • 9 PDO\*

**TOTAL  
CRASHES**

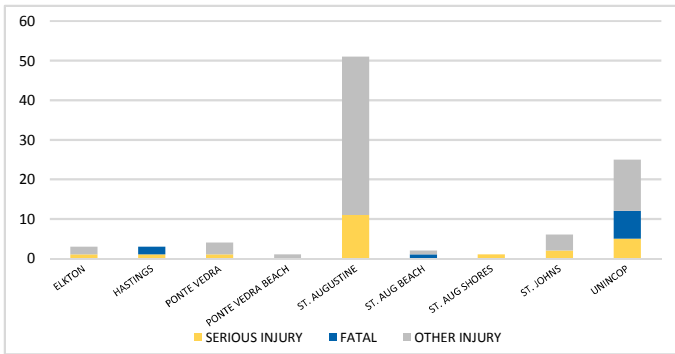
Note: Crash severity is determined from the highest injury type in the crash (i.e. if a crash had both a fatal and a serious it is determined to be a fatal crash).

\*PDO - Property Damage Only

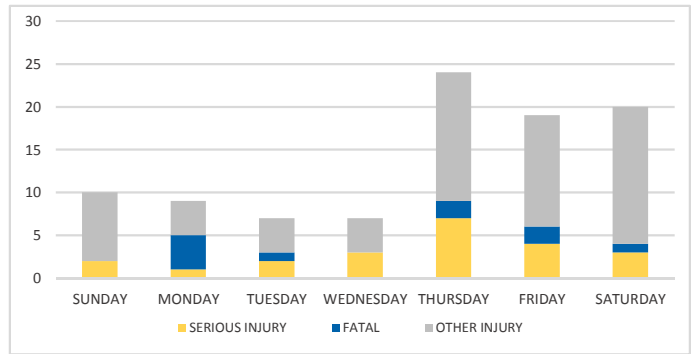
**PEOPLE  
INJURED**

10 Fatalities • 22 Serious Injuries • 64 Other Injuries

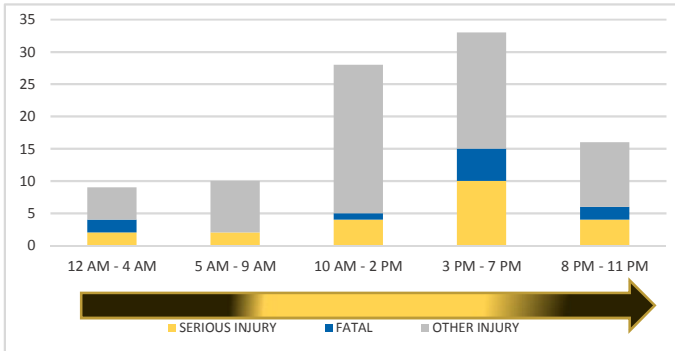
**CITY**



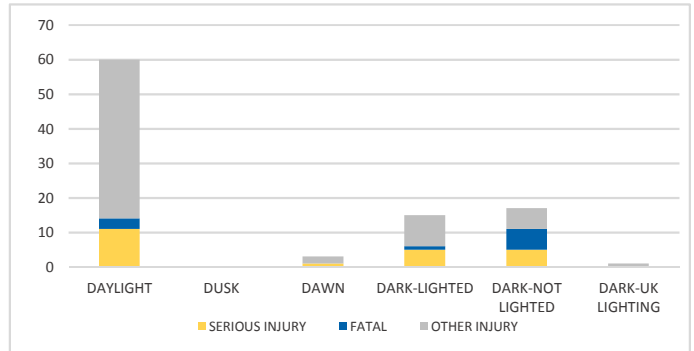
**DAY OF WEEK**



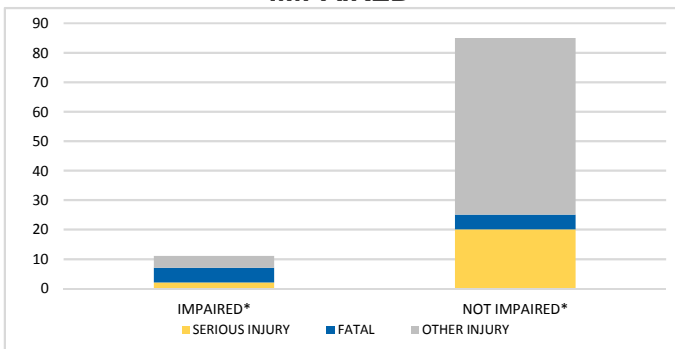
**TIME OF DAY**



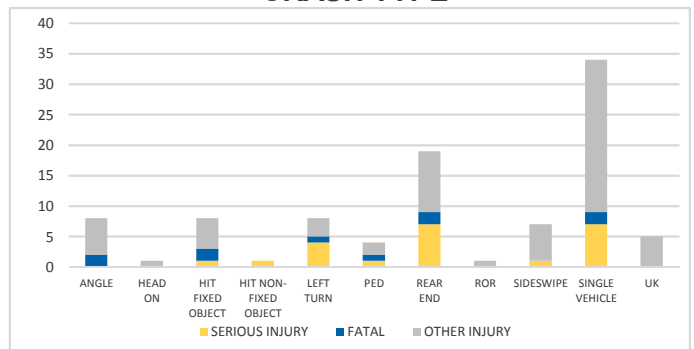
**LIGHTING**



**IMPAIRED**



**CRASH TYPE**



**NOTES:**

Serious/Fatal/Other Injury in graphs indicates persons not crashes.

SOURCES: 2017 CARS data (unofficial at time of report)



# SUWANNEE COUNTY

## District 2 Community Traffic Safety Program



### 2017 Motorcycle Crash Data Summary

18 Crashes • 0 Fatal • 3 Serious Injury • 10 Non-Incapacitating • 3 Possible Injury • 2 PDO\*

**TOTAL  
CRASHES**

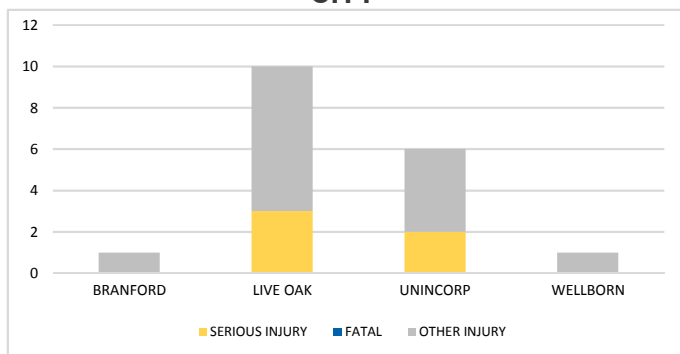
Note: Crash severity is determined from the highest injury type in the crash (i.e. if a crash had both a fatal and a serious it is determined to be a fatal crash).

\*PDO - Property Damage Only

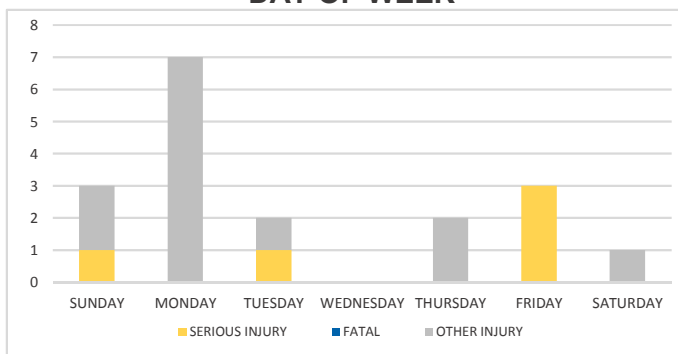
**PEOPLE  
INJURED**

0 Fatalities • 5 Serious Injuries • 13 Other Injuries

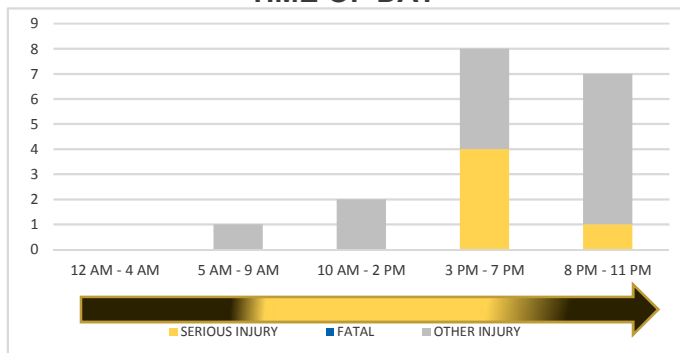
**CITY**



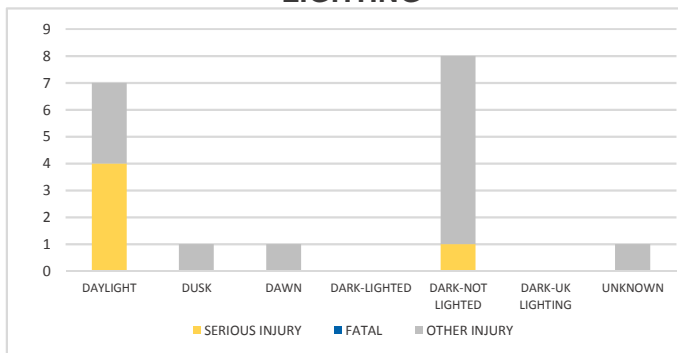
**DAY OF WEEK**



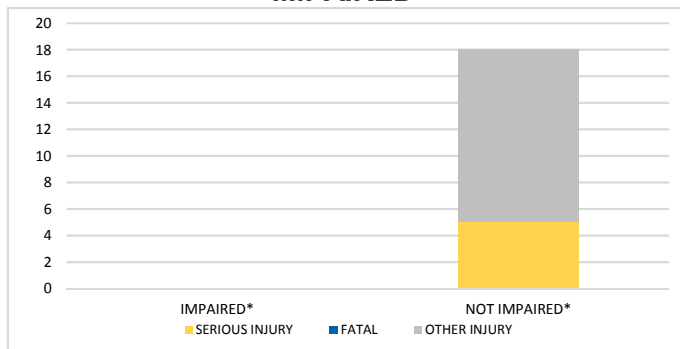
**TIME OF DAY**



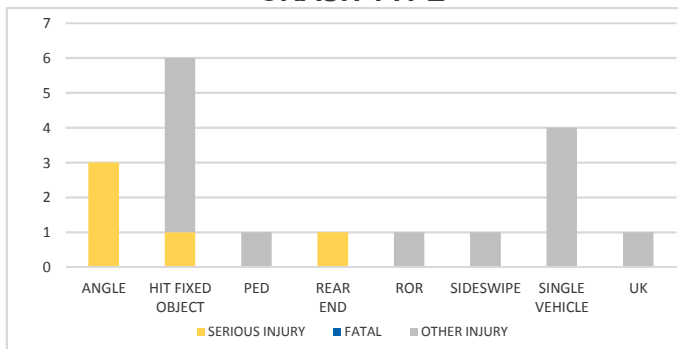
**LIGHTING**



**IMPAIRED**



**CRASH TYPE**



**NOTES:**

Serious/Fatal/Other Injury in graphs indicates persons not crashes.

SOURCES: 2017 CARS data (unofficial at time of report)

# TAYLOR COUNTY

## District 2 Community Traffic Safety Program



# 2017 Motorcycle Crash Data Summary

7 Crashes • 1 Fatal • 2 Serious Injury • 2 Non-Incapacitating • 1 Possible Injury • 1 PDO\*

**TOTAL  
CRASHES**

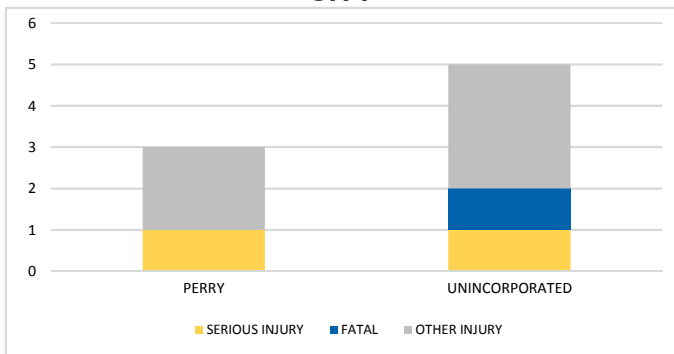
Note: Crash severity is determined from the highest injury type in the crash (i.e. if a crash had both a fatal and a serious it is determined to be a fatal crash).

\*PDO - Property Damage Only

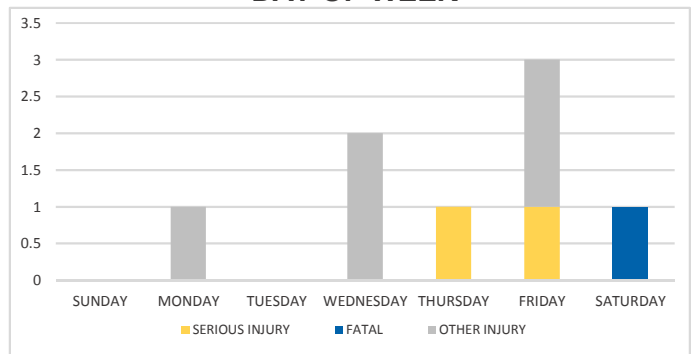
**PEOPLE  
INJURED**

1 Fatalities • 2 Serious Injuries • 5 Other Injuries

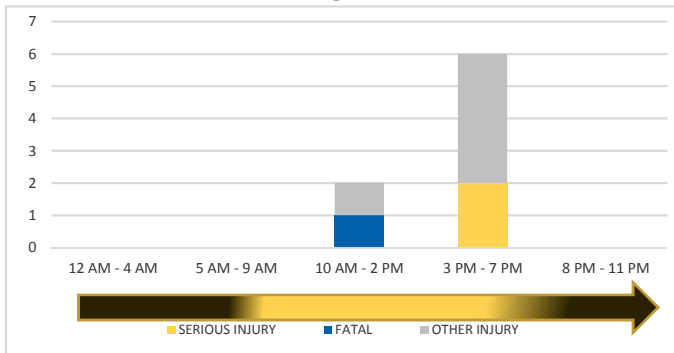
**CITY**



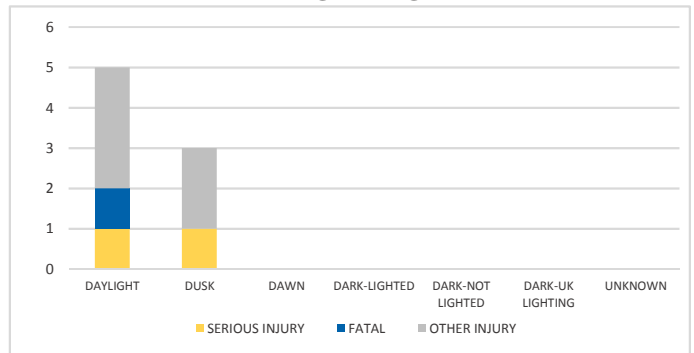
**DAY OF WEEK**



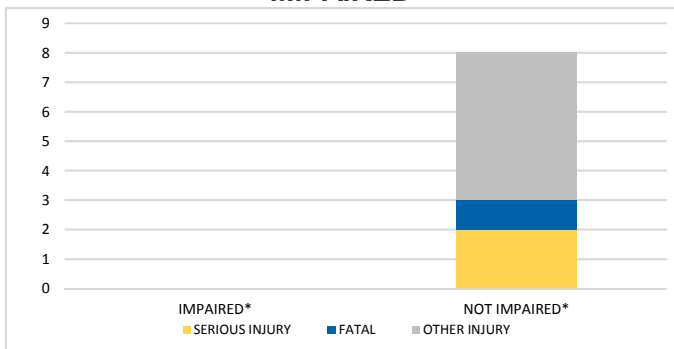
**TIME OF DAY**



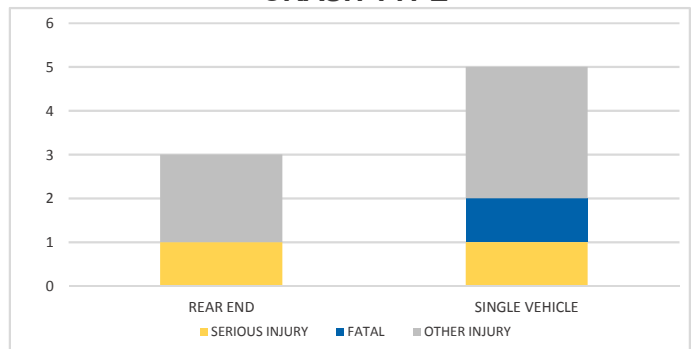
**LIGHTING**



**IMPAIRED**



**CRASH TYPE**



**NOTES:**

Serious/Fatal/Other Injury in graphs indicates persons not crashes.

SOURCES: 2017 CARS data (unofficial at time of report)

# UNION COUNTY

## District 2 Community Traffic Safety Program



# 2017 Motorcycle Crash Data Summary

5 Crashes • 0 Fatal • 1 Serious Injury • 2 Non-Incapacitating • 0 Possible Injury • 2 PDO\*

**TOTAL  
CRASHES**

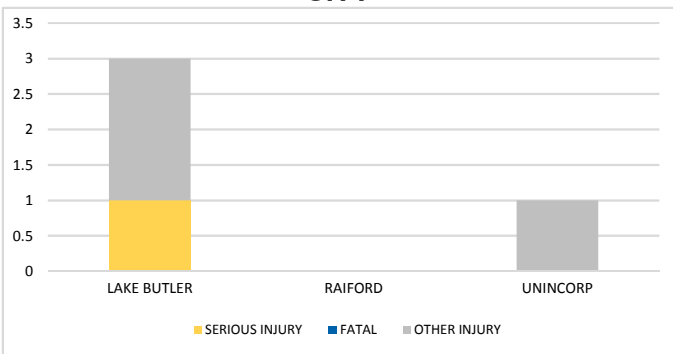
Note: Crash severity is determined from the highest injury type in the crash (i.e. if a crash had both a fatal and a serious it is determined to be a fatal crash).

\*PDO - Property Damage Only

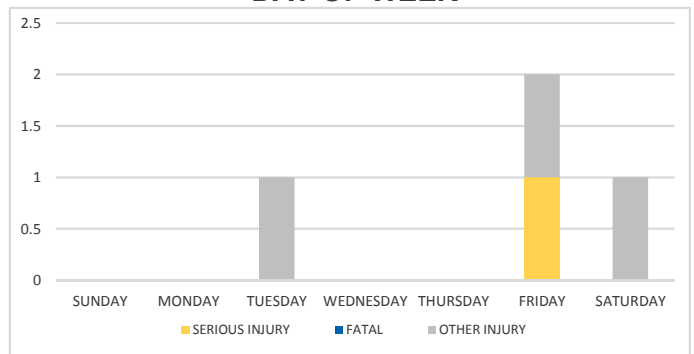
**PEOPLE  
INJURED**

0 Fatalities • 1 Serious Injuries • 3 Other Injuries

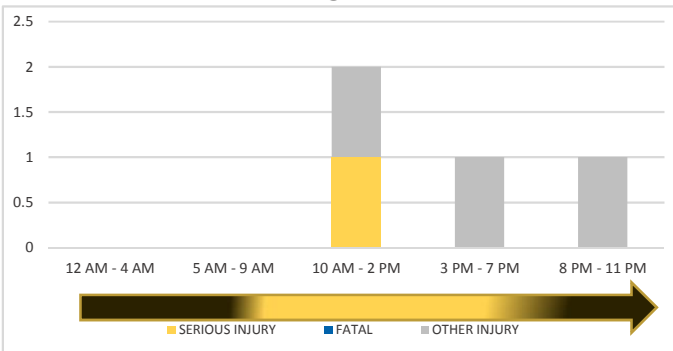
**CITY**



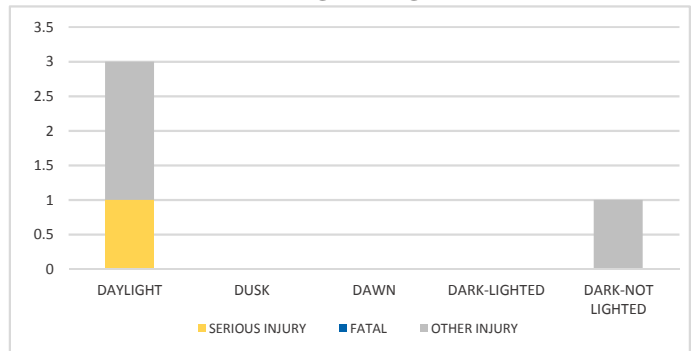
**DAY OF WEEK**



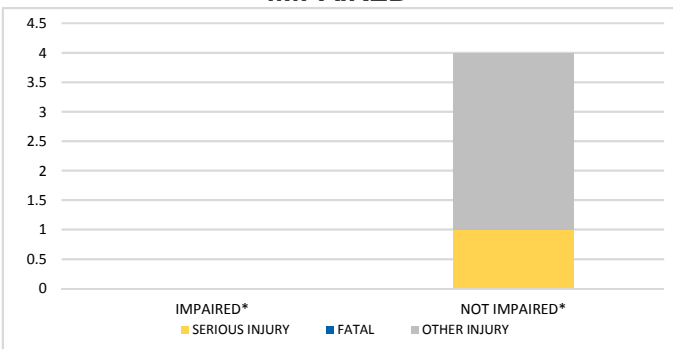
**TIME OF DAY**



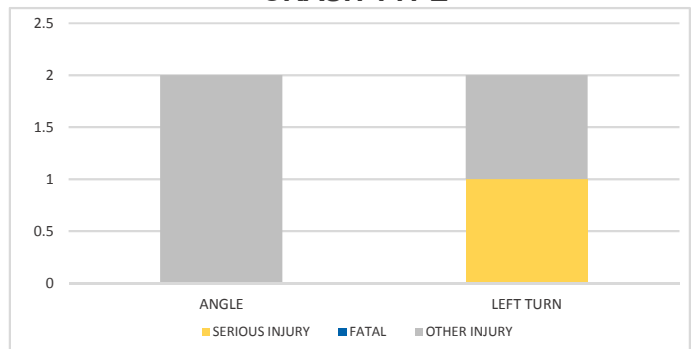
**LIGHTING**



**IMPAIRED**



**CRASH TYPE**



**NOTES:**

Serious/Fatal/Other Injury in graphs indicates persons not crashes.

SOURCES: 2017 CARS data (unofficial at time of report)